

Agenda

Call to Order

Pledge of Allegiance

Roll Call

Presentations

1. January 2019 Operator of the Month ~ Linda Washington
Scott Gaines
Transit Operator Assistant Manager
2. Citizen Transportation Advisory Group (CTAG) Fourth Quarter Update
Cody Bakken
CTAG Chair
3. Tacoma Dome Station Parking Permit Proposal and Title VI Review
Tina Lee
Community Development Manager

Public Hearing

(Citizens wishing to provide comment will be given three minutes to speak on the public hearing topic(s). The Chair, at his or her discretion, may reduce the comment time allowed to give sufficient time for the Board to conduct business.)

1. Pacific Avenue/State Route 7 Bus Rapid Transit (BRT) Running Way Option, Station Locations, and Tacoma Dome Station Access for the Locally Preferred Alternative (LPA)
Tina Lee
Community Development Manager

Public Comment

(Citizens wishing to provide comment will be given three minutes to comment on any transit-related matters regardless of whether it is an agenda item or not. The Chair, at his or her discretion, may reduce the comment time allowed to allow sufficient time for the Board to conduct business.)

Consent Agenda

(Items listed below were distributed to Commissioners in advance for reading and study and are enacted with one motion. Item(s) may be moved to the Action Agenda at the request of a Commissioner.)

1. Approval of Vouchers, February 1, 2019
2. Fourth Quarter 2018 Sole Source and Contract Report for Sole Source Agreements over \$10,000 and Contracts Between \$100,000 - \$200,000
3. FS 2019-011, Declaring 84 Vehicles Surplus Property and Authorizing the Sale or Donation Thereof

Action Agenda

Special Business

1. FS 2019-012, Appointment to the Executive Finance Committee Chair Henderson
2. FS 2019-013, Appointment to the PSRC Transportation Policy Board Chair Henderson

Staff Updates/Discussion

1. CEO's Report

Informational Board Items

1. Chair Report Chair Henderson
2. Sound Transit Update Commissioners Keel, Dammeier or Woodards
3. PSRC Transportation Policy Board Update Commissioner Mello
4. Commissioners' Comments



Presentations

TACOMA DOME STATION OPTIONAL PERMIT PARKING



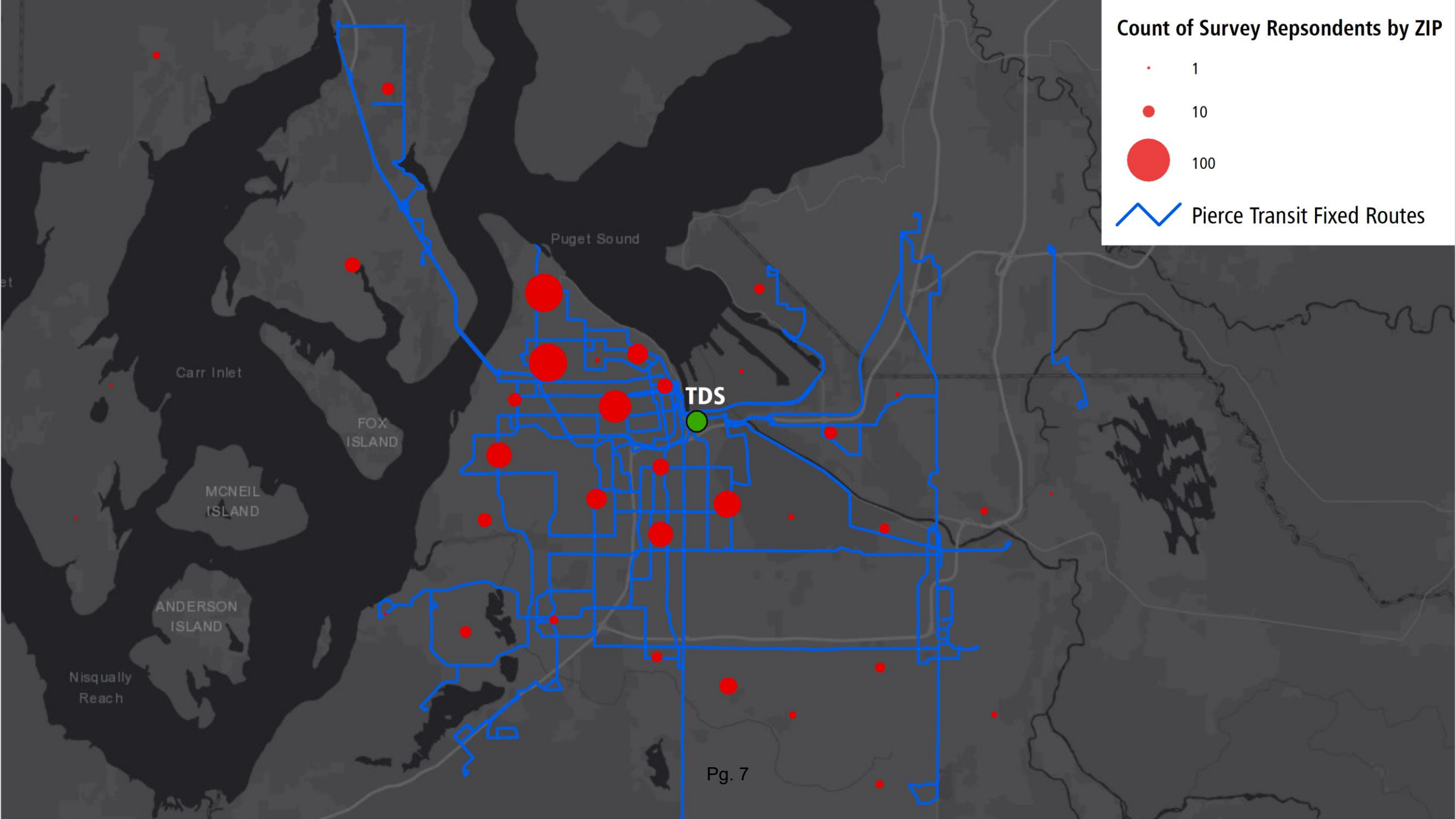
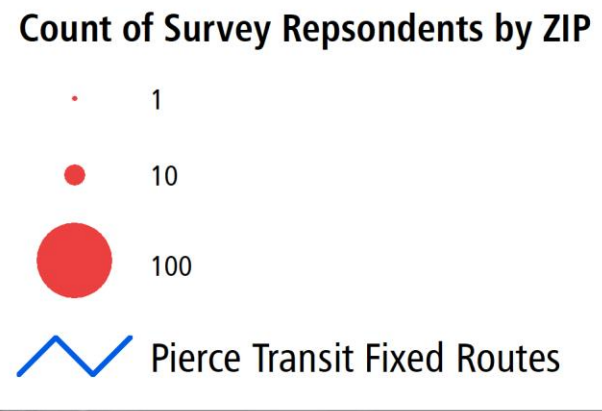
BACKGROUND

- Region's largest parking garage
- South Sound multimodal transit hub
- Two Phases 1997 & 2000
- 90%+ capacity since 2006
- Historically 78% Sound Transit customers
- No charge/24 hour max
- Pierce Transit's only customer service center
- 85% Pierce County residents

NAME	CAPACITY	UTILIZATION
Tacoma Dome Station	2,393	94%
Eastgate Park & Ride	1,614	97%
Lynnwood Transit Center	1,378	99%
Federal Way Transit Center	1,190	99%
Ash Way	1,022	105%
Issaquah Highlands Park & Ride	1,010	94%
Kent Station Garage	996	100%

BACKGROUND

- Dec 2015 TDS Garage Parking Management Study
 - Recommended a fee-based parking program with market rates
- Mar 2016 Report to the Board
 - Board decision to wait for Sound Transit's pilot parking permit program
- Apr 2018 Report to the EFC
 - Asked for an optional permit parking proposal to be presented to Board
- Sep 2018 Pierce Transit Board
 - Provided timeline for public outreach and return to Board with proposal
- Oct 2018 TDS Optional Parking Permit Survey



SURVEY FEEDBACK

- Reserved parking be limited to 25% of available stalls (598/2,393)



- Top three goals Pierce Transit & Sound Transit should prioritize when designing a parking management program:
 1. Ensure open parking space by managing demand
 2. Encourage riders to bike, walk, or carpool to transit
 3. Recover the cost of managing and enforcing the program

PERMIT PROGRAM

General Parking	Permit Parking (SOV/HOV)	Percentage
2,193	200 (150/50)	8.4%

- Permit parking hours: Mon-Fri, 4:00 – 8:00 AM (open to all after 8:00 AM)
- 12 verified transit trips required per month on bus, vanpool, or Sounder train
- Market-based pricing (currently \$60-\$100/month)
- CEO authorized to manage demand and waitlists by:
 - Modifying percentage of reserved parking stalls
 - Adjusting rates
- SOV permit parking opening soon: Puyallup and Lakewood

PERMIT PRICING

HOV (High-Occupancy Vehicle)	SOV (Single-Occupancy Vehicle)	ORCA-LIFT SOV (Reduced Fare)
FREE for 2+ riders arriving together	\$80 per month	\$27 per month
Incentive to encourage ridesharing	Market rate	Priced at 1/3 of regular SOV permit
Riders in carpool must have ORCA card	Rider must have ORCA card	Rider must have ORCA-LIFT card
2+ riders must take 12 transit trips per month	Rider must take 12 transit trips per month	Rider must take 12 transit trips per month (ORCA-LIFT is not valid on PT service)

TITLE VI

- We must evaluate impacts on minority and low-income populations
- Optional Permit Parking could be considered a fare change
- **No Disproportionate Burden** on Low-income Households
- **No Disparate Impact** on Minority Population

	Low-Income (<\$35K)	Minority
TDS Users from Pierce County	6%	26%
Pierce County Overall	25%	32%

PIERCE TRANSIT BOARD TIMELINE

- Jan 2019 TDS optional permit parking survey results
- Feb 2019 TDS optional permit parking proposal & Title VI analysis
 - Public outreach
- Mar 2019 Public Hearing
 - Public outreach
- Apr 2019 Potential Pierce Transit Board adoption
 - Public communication
- Jun 2019 Possible start for TDS optional permit parking



Pierce Transit



Public Hearing



**NOTICE OF PUBLIC HEARING
PACIFIC AVENUE/STATE ROUTE 7 BUS RAPID TRANSIT (BRT)
RUNNING WAY OPTION, STATION LOCATIONS, AND TACOMA DOME STATION ACCESS
FOR THE LOCALLY PREFERRED ALTERNATIVE (LPA)**

A public hearing will be held as part of the Board of Commissioners' meeting on Monday, February 11, 2019. The meeting begins at 4:00 pm and is held in the Pierce Transit Training Center - Rainier Conference Room, 3720 96th Street SW, Lakewood, Washington 98499.

The purpose of the Public Hearing is to allow public comment on:

- The recommended BRT running way option
 - Curbside/Business Access Transit Lanes – Under this alternative, buses would travel in the outside (right) lane of the roadway. Transit riders would access curbside BRT stations from the sidewalk.
 - Hybrid/Median – Under this alternative, buses would travel in the center of the roadway in designated segments. Transit riders would be required to cross half the roadway width to access median BRT stations.
- The 31 proposed BRT station location pairs, plus one at each terminus; and
- BRT access (routing) from Pacific Avenue to Tacoma Dome Station and back before continuing north into downtown Tacoma or south to Spanaway.

The public is invited to appear at the hearing to offer testimony. Written comments should be submitted to Tina Lee, Planning Manager, 3701 96th Street SW, Lakewood, WA 98499, no later than Thursday, February 28, 2019.

More information on the project, including a virtual open house and the ability to submit feedback on proposed station locations, is available online at RideBRT.com

Registered SHUTTLE customers may obtain specialized transportation to and from the hearing by calling SHUTTLE at (253) 581-8000, Option 2, from one to five days in advance of the hearing. An interpreter for the hearing impaired will be provided upon request with a minimum notice of five days.

Deanne Jacobson, CMC
Clerk of the Board

Published in the Tacoma News Tribune and Tacoma Daily Index on January 31, 2019



RideBRT

BUS RAPID TRANSIT TACOMA TO SPANAWAY

THE STUDY PROCESS: WHERE WE ARE NOW



- The study began in early 2017 by looking at the feasibility of **High Capacity Transit (HCT)** along this corridor
- After reviewing several HCT mode options and gathering public input, **BRT** rose to the top as the preferred option
- From 2017 – 2018, Pierce Transit held twelve **open houses** and solicited feedback from stakeholders
- The Pierce Transit Board adopted the Locally Preferred Alternative (LPA) in July 2018
 - Mode: Bus Rapid Transit
 - Alignment: Route 1 with modifications
 - Termini: Downtown Tacoma and Spanaway

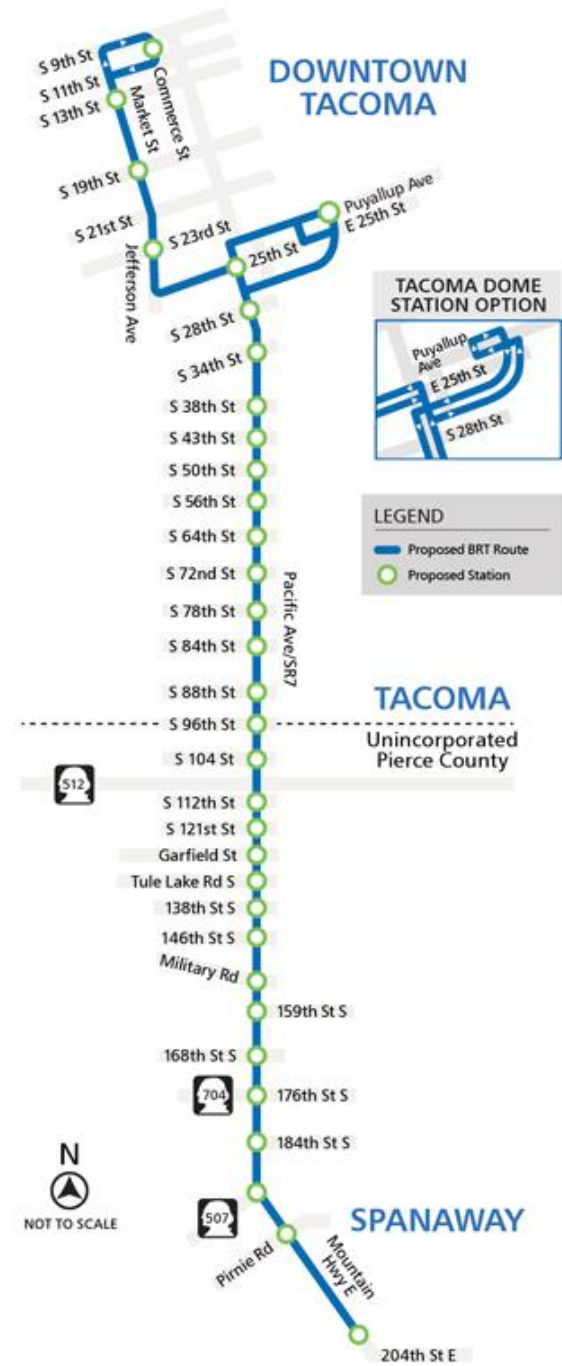
- In September 2018, the project was successfully submitted to the Federal Transit Administration (FTA) under the Small Starts Capital Investment Grant Program

We need your input on:

- Station locations
- Lane treatments
- Tacoma Dome Station Access



STATION LOCATIONS





CURBSIDE ALTERNATIVE

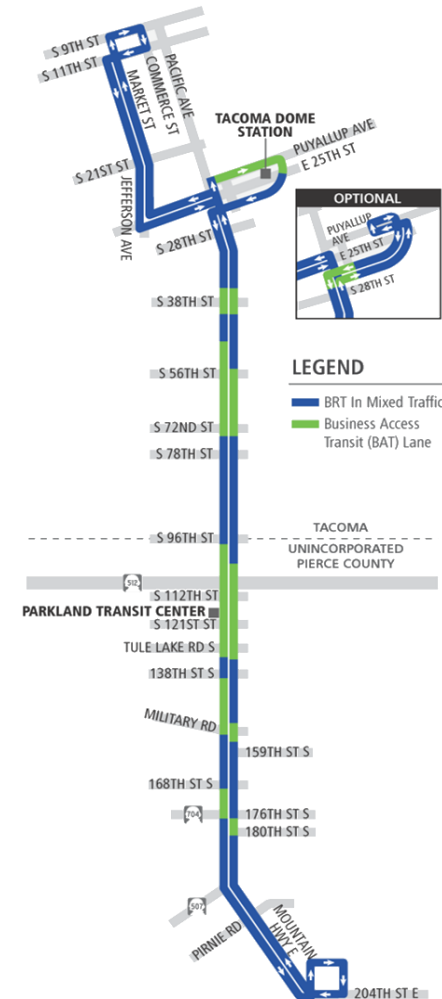


BRT in Mixed Traffic

- 9.9 miles

BRT in Curbside BAT Lane

- 4.5 miles





HYBRID ALTERNATIVE



BRT in Right Lane Mixed Traffic

- 7.3 miles

BRT in Curbside BAT Lane

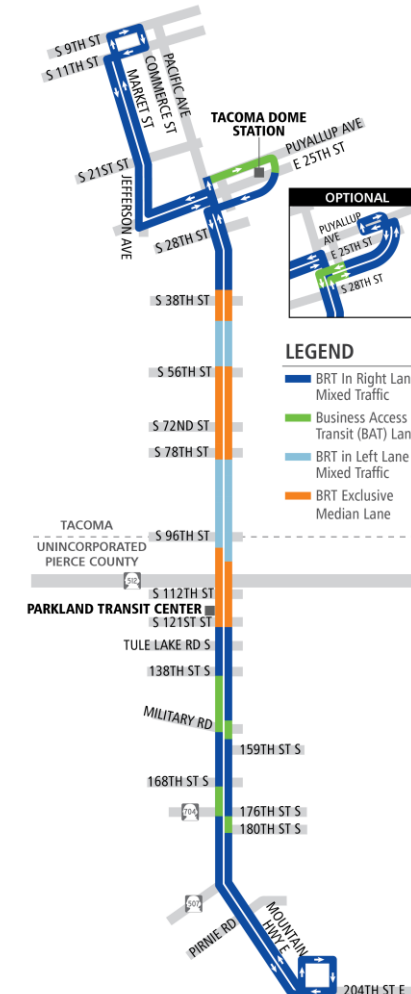
- 1.0 miles

BRT in Median Lane

- 3.6 miles

BRT in Left Lane Mixed Traffic

- 2.5 miles



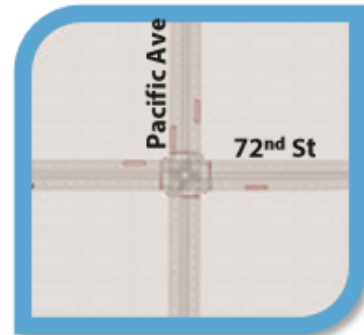
CORRIDOR TRAFFIC ANALYSIS



Transit Travel Time

- Both alternatives decrease travel times compared to the no-build
- Curbside alternative provides lowest transit travel times in our modeling.
- PM peak hour

BAT = Business Access & Transit
(mm:ss) = Minutes : Seconds



	Future No-Build Conditions Mixed Traffic (mm:ss)	Hybrid Alternative BAT Lanes Mixed Traffic (mm:ss)	Curbside Alternative BAT Lanes Mixed Traffic (mm:ss)
NB Travel Time between 72nd and 46th	11:58	7:32	6:54
SB Travel Time between 72nd and 46th	14:53	12:11	10:29

CORRIDOR TRAFFIC ANALYSIS



Auto Travel Time

- **Curbside alternative** improves southbound auto travel times. Northbound travel times remain largely unchanged
 - Additional capacity in the form of right turn pockets (BAT lanes)
 - Median two-way left turn lane provides long left turn pockets
- **Hybrid alternative** increases auto travel times
 - Requires protected left turn phases at most signalized intersections in study area

Mode	Travel Direction	Segment	Peak Period	2045 PM No-Build (mm:ss)	2045 PM Build Hybrid Alternative (mm:ss)	2045 PM Build Curbside Alternative (mm:ss)	2045 PM Build Hybrid Alternative (% Difference)	2045 PM Build Curbside Alternative (% Difference)
GP	NB	S 72nd St to S 46th St	PM	3:53	4:45	3:52	22.3%	-0.4%
	SB	S 46th St to S 72nd St	PM	10:26	13:52	9:15	32.9%	-11.3%

CORRIDOR TRAFFIC ANALYSIS



Impact of bus stopping in the travel lane

- Travel lane stops increase auto delay in the No-build
- Hybrid alternative has the least impact on auto traffic from stops since stops are separated from auto traffic
- Curbside alternative stops impact right turning vehicles only for nearside stops



CORRIDOR TRAFFIC ANALYSIS

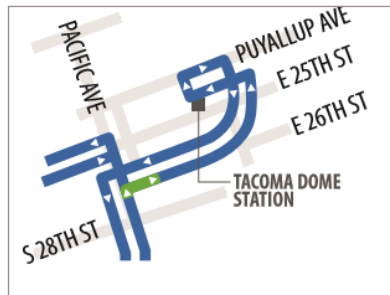


		No-Build Alternative Mixed Traffic	Curbside Alternative Business Access Transit (BAT) Lanes Mixed Traffic	Hybrid Alternative Median Lanes BAT Lanes Mixed Traffic
Transit Travel Time	Spanaway to TDS	○	●	●
	Spanaway to Downtown	○	◐	◐
Length of Transit Priority Treatment (Reliability)		○	◐	●
Operator Input & Safety Evaluation		◐	◐	◐
Average Weekday Transit Ridership		○	●	●
Vehicle Trips Along Corridor (non-BRT)		◐	◐	◐
Total Person Throughput		◐	●	◐
Economic Development Potential		○	◐	●
Cross street traffic impacts		◐	◐	◐
On-Street Parking Impacts		●	◐	◐
Driveway & Business Access Impacts		◐	●	◐
Safety Improvements - Vehicular		◐	◐	●
Safety Improvements - Pedestrian		◐	◐	●
Bicycle & Pedestrian Access		◐	◐	●
Ease of Siting Stations		●	◐	◐
Ease of Transfer to Other Modes		◐	◐	◐
Property Impacts		●	◐	○

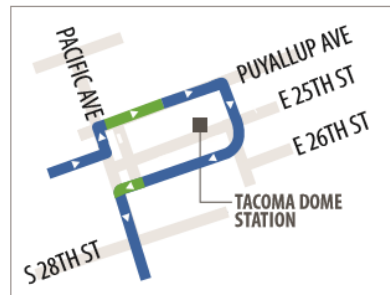
TACOMA DOME STATION ACCESS



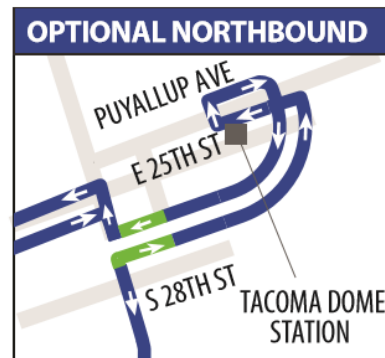
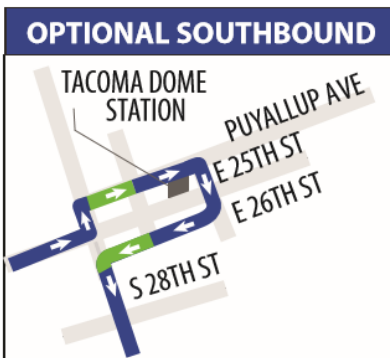
26th Street Turnaround Option



Clockwise Loop Option



Hybrid Option



Access Routing to the Tacoma Dome Station

Evaluation Measure	26th Street Turnaround	Clockwise Loop with BAT Lane	Clockwise Loop without BAT Lane	Hybrid Option (SB uses Puyallup/26th, NB uses 26th only)
Peak Period Transit Travel Time	●	●	○	●
General Purpose Traffic Access and Circulation Impacts	●	●	●	●
Tacoma Dome Special Event Traffic Impacts (i.e., when E. 26th Street is closed to vehicular traffic)	●	●	●	●
Freight Impacts	●	●	●	●
Transit Travel Time Reliability	●	●	●	●
Transit Operations & Geometrics	●	●	●	●



These additional measures were evaluated but did not show enough differentiation based on existing information:

- Pedestrian/Bicycle impacts
- Parking impacts
- Compatibility with future Link LRT station/construction costs

PUBLIC COMMENTS



Public Comments from Open Houses & BRT Input, summary to be added after final open house February 4, 2019

NEXT STEPS



Technical Advisory Committee (TAC) Recommendation	February 8
• Lane Treatment: TBD	
• Station Locations: TBD	
• Tacoma Dome Station Access: TBD	
Pierce Transit Public Hearing – Input on Recommendation	February 11
City of Tacoma Council Study Session	February 12
Pierce County Council Economic & Infrastructure Development Committee Update	February 12
City of Tacoma Council Recommendation	February 26
Pierce Transit Board of Commissioner Consideration	April 8



RideBRT

BUS RAPID TRANSIT TACOMA TO SPANAWAY



Consent Agenda

MEMO

TO: Board of Commissioners
FROM: Brett Freshwaters, Executive Director of Finance/CFO
Liz Passmore, Finance Manager
DATE: 2/1/2019

Information included in the agenda packet:

Operating Fund	- Fund # 10	TOTAL CASH AND INVESTMENT BALANCE AS OF 02/01/2019 \$104,551,165.58
Self Insurance Fund	- Fund # 40	
Capital Fund	- Fund # 90	

Voucher numbers CK 366805 through CK 367443
 Advance Travel Numbers CK 1369 through CK 1383
 Wire numbers 2388 through 2409
 Total \$ 12,392,837.80

Vouchers in Excess of \$50,000 are as follows:

Operating Fund

CHECK	VENDOR	ITEM/SERVICE	AMOUNT
CK 366808	ASSOCIATED PETROLEUM	DIESEL USAGE	\$ 59,581.47
CK 366815	BRIDGESTONE AMERICA	TIRE MILES 11/18	51,197.66
CK 366893	THE AFTERMARKET PARTS CO LLC	MISC INVENTORY PARTS	107,459.66
CK 366910	ASSOCIATED PETROLEUM	DIESEL USAGE	111,821.38
CK 366931	CUMMINS INC	MISC INVENTORY PARTS	76,250.41
CK 366948	GENFARE	ANNUAL S/W SUPPORT	59,917.09
CK 366950	GILLIG LLC	MISC INVENTORY PARTS	64,546.53
CK 366963	INFRONT CONSULTING GROUP	BEEKEEPER PATCH 01/01-10/31/19	60,442.34
CK 367031	THE AFTERMARKET PARTS CO LLC	MISC INVENTORY PARTS	53,266.70
CK 367036	TRAPEZE SOFTWARE GROUP	SUPPL/LIC ATIS AGENT 2019	63,849.52
CK 367041	US BANK VOYAGER FLEET SYSTEMS	FUEL VANPOOL CLS DATE 01/01/19	70,818.69
CK 367059	ATU LOCAL 758 CORP	PP2 2019 EMP DED	51,021.95
CK 367207	COST MANAGEMENT SERVICES INC	CNG USAGE 12/18	113,452.85
CK 367213	* EMPLOYMENT SECURITY DEPT	Q318 LATE FEES/INTEREST	35.25
CK 367222	* GILLIG LLC	MISC INVENTORY PARTS	30,824.78
CK 367234	KING COUNTY FINANCE	RTE 903 SVC Q218	114,360.91
CK 367236	LAKEVIEW LIGHT & POWER CO	PWR 94TH C2-C3 120318-01/03/19	50,353.59
CK 367301	* WA ST DEPT OF L & I	Q418 SELF-INS RPT	43,144.30
CK 367314	ASSOCIATED PETROLEUM	DIESEL USAGE	58,710.22
CK 367323	BRIDGESTONE AMERICA	TIRE MILES 12/18	53,066.93
WIRE 002389	ICMA RETIREMENT	PP 01 2019 ICMA	225,467.38
WIRE 002390	GREAT WEST RETIREMENT	PP 01 2019 GW	92,333.92
WIRE 002395	SOUND TRANSIT	ST FAREBOX DEC 18	116,219.58
WIRE 002396	* WA ST TRANSIT INSURANCE POOL	WSTIP 2019 INSURANCE	3,699,299.00
WIRE 002397	AWC	AWC MEDICAL JAN 19	1,210,726.38
WIRE 002399	ICMA RETIREMENT	PP 2 2019 ICMA	241,352.37
WIRE 002400	GREAT WEST RETIREMENT	PP 2 2019 GW	109,420.86
WIRE 002404	FIRST TRANSIT	FIRST TRANSIT SVC DEC 18	491,684.84
WIRE 002407	* U.S. BANK	MISC BUSN EXPENSES	75,710.95
TOTAL EXPENSES OVER \$50,000.00:			\$ 7,556,337.51

Self Insurance Fund

CHECK	VENDOR	ITEM/SERVICE	AMOUNT
CK 367213	* EMPLOYMENT SECURITY DEPT	Q418 UI TAX 000-931202-10-8	\$ 58,040.92
CK 367301	* WA ST DEPT OF L & I	Q418 SELF-INS RPT	\$ 72,577.02
TOTAL EXPENSES OVER \$50,000.00:			\$ 130,617.94

Capital Fund

CHECK	VENDOR	ITEM/SERVICE	AMOUNT
CK 367067	BETSCHART ELECTRIC CO.	CONSTR B6 FIRE 12/18	\$ 99,823.44
CK 367099	GREAT FLOORS COMMERCIAL SALES	CARPET RPLCMENT BLD 4	\$ 59,509.10
CK 367140	PEASE CONSTRUCTION, INC.	CONSTR TDSE 11/18	\$ 415,940.21
CK 367161	SUPERION LLC	CONS SVC FMS REP 09/18	\$ 50,501.71

CK 367222 * GILLIG LLC	BUSES 10122-10123	\$ 1,274,707.64
CK 367307 WSP USA, INC.	ANALYSIS HCT FEAS 12/18	\$ 60,103.24
CK 367310 AGREEYA SOLUTIONS, INC.	REDESIGN SHAREPOINT M1-2	\$ 83,061.60
CK 367339 CONSTRUCT, INC.	CONSTR SVC TMTC 12/28/18	\$ 403,030.00
CK 367359 GIRO INC	S/W BIDWEB SELF SVC HASTUS UPG	\$ 127,543.00
WIRE 002396 * WA ST TRANSIT INSURANCE POOL	PROF SVC COLL AV 12/18	\$ 6,473.43
WIRE 002407 * U.S. BANK	MISC BUSN EXPENSES	\$ 3,433.13
	TOTAL EXPENSES OVER \$50,000.00:	<u>\$ 2,584,126.50</u>
	TOTAL VOUCHERS IN EXCESS OF \$50,000.00:	<u>\$ 10,271,081.95</u>

* Indicate payments that span funds. The total check amount is the sum of the fund amounts shown above.

Supporting invoices are in the Accounting office for reference.

Attached: Payment Registers

**Pierce Transit Board of Commissioners
Payment Certification for 2/1/2019
Payments 01/03/2019 through 01/31/2019
Checks CK 366805 through CK 367443
Advance Travel Checks 1369 through 1383
Wires 2388 through 2409**

CHECK	DATE	AMOUNT	VENDOR
CK366805	01/03/2019	\$ 224.86	AAF INTERNATIONAL
CK366806	01/03/2019	3,208.31	ANGI ENERGY SYSTEMS
CK366807	01/03/2019	225.73	APPLIED INDUSTRIAL TECHNOLOGIE
CK366808	01/03/2019	59,581.47	ASSOCIATED PETROLEUM
CK366809	01/03/2019	17,022.62	ATU LOCAL 758 CORP
CK366810	01/03/2019	268.77	AT&T
CK366811	01/03/2019	2,654.04	AWC EMPLOYEE BENEFIT TRUST
CK366812	01/03/2019	3,233.08	AXLETECH INTERNATIONAL LLC
CK366813	01/03/2019	1,015.38	BATTERY SYSTEMS INC
CK366814	01/03/2019	82.36	BRAUN CORPORATION
CK366815	01/03/2019	51,197.66	BRIDGESTONE AMERICA
CK366816	01/03/2019	192.00	BROADWAY CENTER FOR THE PERFOR
CK366817	01/03/2019	133.79	BUNCE RENTALS INC
CK366818	01/03/2019	103.50	CALIFORNIA STATE DISBURSEMENT
CK366819	01/03/2019	376.00	CERTIFIED INSPECTION SERVICE
CK366820	01/03/2019	495.00	CHILD SUPPORT ENFORCEMEN
CK366821	01/03/2019	6,534.00	CITY OF TACOMA
CK366822	01/03/2019	81.30	CLF WAREHOUSE
CK366823	01/03/2019	6,385.26	COLONIAL SUPPLEMENTAL LIFE
CK366824	01/03/2019	148.53	COMCAST
CK366825	01/03/2019	270.64	COMCAST
CK366826	01/03/2019	88.56	COMCAST
CK366827	01/03/2019	238.53	COMCAST
CK366828	01/03/2019	88.56	COMCAST
CK366829	01/03/2019	75.43	COMM ON POLITICAL EDUCATION
CK366830	01/03/2019	1,212.88	COMMERCIAL BRAKE & CLUTCH
CK366831	01/03/2019	0.00	CUMMINS INC
CK366832	01/03/2019	124.20	DAILY JOURNAL OF COMMERCE INC
CK366833	01/03/2019	238.09	DRIVELINES NW INC
CK366834	01/03/2019	75.00	DSHS
CK366835	01/03/2019	11.43	FINISHMASTER, INC
CK366836	01/03/2019	4,920.78	FLEET MOBILE LUBE-WASH INC
CK366837	01/03/2019	50.00	FORMFOX, INC.
CK366838	01/03/2019	1,669.05	GALLS LLC
CK366839	01/03/2019	330.65	GENES TOWING CORP
CK366840	01/03/2019	108.52	GENFARE
CK366841	01/03/2019	595.86	GILCHRIST CHEVROLET
CK366842	01/03/2019	26,252.92	GILLIG LLC
CK366843	01/03/2019	101.72	GRAINGER
CK366844	01/03/2019	18.74	GROENEVELD LUBRICATION SOLUTIO
CK366845	01/03/2019	2,145.27	HERC RENTALS INC
CK366846	01/03/2019	1,682.79	HOLMES DISTRIBUTING
CK366847	01/03/2019	780.25	IAM & AW
CK366848	01/03/2019	47.45	IDAHO CHILD SUPPORT RECEIPTING
CK366849	01/03/2019	870.00	UNITED STATES TREASURY
CK366850	01/03/2019	10,360.00	IPKEYS TECHNOLOGIES LLC

Voided

CK366851	01/03/2019	2,333.98	IWG TOWERS ASSETS I LLC	
CK366852	01/03/2019	13,832.00	KAMG DEVELOPMENT	
CK366853	01/03/2019	8,200.00	KING BROADCASTING CO	
CK366854	01/03/2019	824.78	KORUM FORD	
CK366855	01/03/2019	192.00	LAKEWOOD COLONIAL	
CK366856	01/03/2019	385.16	LAKEWOOD WATER DISTRICT	
CK366857	01/03/2019	36,761.46	CITY OF LAKEWOOD	
CK366858	01/03/2019	1,836.22	MALLORY SAFETY & SUPPLY LLC	
CK366859	01/03/2019	2,741.54	MICHAEL G MALAIER	
CK366860	01/03/2019	778.95	MOHAWK MFG & SUPPLY	
CK366861	01/03/2019	91.00	MOOD MEDIA	
CK366862	01/03/2019	695.17	ABC BUS COMPANIES	
CK366863	01/03/2019	1,355.00	NAVIA BENEFIT SOLUTIONS	
CK366864	01/03/2019	136.40	NH DEPT OF H & HS	
CK366865	01/03/2019	393.61	NYS CHILD SUPPORT	
CK366866	01/03/2019	184.46	OFFICE DEPOT CORP	
CK366867	01/03/2019	24.16	O'REILLY AUTO PARTS	
CK366868	01/03/2019	3,103.02	PACIFIC POWER GROUP LLC	
CK366869	01/03/2019	493.45	PENINSULA LIGHT	
CK366870	01/03/2019	327.08	PIONEER CREDIT RECOVERY INC	
CK366871	01/03/2019	247.58	PLATT ELECTRIC SUPPLY	
CK366872	01/03/2019	3,400.00	PRECISION AXLE	
CK366873	01/03/2019	1,074.73	PUGET SOUND ENERGY	
CK366874	01/03/2019	711.61	R E AUTO ELECTRIC	
CK366875	01/03/2019	84.50	RAINIER SUPPLY	
CK366876	01/03/2019	843.30	RPAI US MANAGEMENT LLC	
CK366877	01/03/2019	56.94	SCHETKY NORTHWEST SALES INC	
CK366878	01/03/2019	159.00	ROBERT SCHMID	
CK366879	01/03/2019	364.67	SEATTLE AUTOMOTIVE DIST.	
CK366880	01/03/2019	183.87	SHERWIN-WILLIAMS	
CK366881	01/03/2019	505.16	SNIDER ENERGY	
CK366882	01/03/2019	373.36	SONITROL PACIFIC	
CK366883	01/03/2019	0.00	SONY EXTENDED SERVICES - DIREC	Voided
CK366884	01/03/2019	573.68	SOUTH TACOMA GLASS	
CK366885	01/03/2019	62.42	STANDARD PARTS CORP	
CK366886	01/03/2019	159.00	ROBERT SYLVIA	
CK366887	01/03/2019	60.89	TACOMA DAILY INDEX	
CK366888	01/03/2019	27.47	TACOMA DODGE CHRYSLER JEEP	
CK366889	01/03/2019	4,553.03	TACOMA MALL PARTNERSHIP	
CK366890	01/03/2019	989.60	TACOMA SCREW	
CK366891	01/03/2019	193.04	TERRYBERRY	
CK366892	01/03/2019	433.85	TESSCO TECHNOLOGIES INC	
CK366893	01/03/2019	107,459.66	THE AFTERMARKET PARTS CO LLC	
CK366894	01/03/2019	335.00	TX CHILD SUPPORT SDU	
CK366895	01/03/2019	2,243.56	UNIFIRST CORPORATION	
CK366896	01/03/2019	905.00	UNITED WAY OF PIERCE COUNTY	
CK366897	01/03/2019	270.11	US DEPT OF EDUCATION	
CK366898	01/03/2019	253.76	US DEPT OF EDUCATION AWG	
CK366899	01/03/2019	912.04	VERIZON WIRELESS	
CK366900	01/03/2019	828.87	WALTER E. NELSON CO.	
CK366901	01/03/2019	464.42	WESTERN FLUID COMPONENTS	
CK366902	01/03/2019	1,247.01	WESTERN PETERBILT	
CK366903	01/03/2019	113.36	WILLIAMS OIL FILTER	
CK366904	01/03/2019	446.46	XEROX FINANCIAL SERVICES	
CK366905	01/11/2019	34,750.00	A & E IMAGING	

CK366906	01/11/2019	70.10	AIRGAS USA LLC
CK366907	01/11/2019	3,973.96	ALLIED BODY WORKS INC
CK366908	01/11/2019	167.51	ALLIED ELECTRONICS, INC.
CK366909	01/11/2019	1,685.36	ANGI ENERGY SYSTEMS
CK366910	01/11/2019	111,821.38	ASSOCIATED PETROLEUM
CK366911	01/11/2019	7,043.04	ATWORK! COMMERCIAL ENTERPRISES
CK366912	01/11/2019	26.32	1
CK366913	01/11/2019	173.98	AT&T
CK366914	01/11/2019	121.42	AUTOZONE
CK366915	01/11/2019	1,876.24	AXLETECH INTERNATIONAL LLC
CK366916	01/11/2019	56.68	CHRISTINE BARRY
CK366917	01/11/2019	4,646.49	BATTERY SYSTEMS INC
CK366918	01/11/2019	53.08	BLANCHARD AUTO ELECTRIC CO
CK366919	01/11/2019	2,999.49	BRAND STRATOS
CK366920	01/11/2019	93.59	SOUND UNIFORM SOLUTIONS
CK366921	01/11/2019	168.40	BRAUN CORPORATION
CK366922	01/11/2019	802.05	BRIDGESTONE AMERICA
CK366923	01/11/2019	32,613.00	BUD CLARY CHEVROLET
CK366924	01/11/2019	57.14	CENTURY LINK
CK366925	01/11/2019	209.91	CLF WAREHOUSE
CK366926	01/11/2019	1,585.37	COMMERCIAL BRAKE & CLUTCH
CK366927	01/11/2019	5,413.67	CONDUENT BUSINESS SERVICES LLC
CK366928	01/11/2019	7,526.31	CONSOLIDATED PRESS
CK366929	01/11/2019	144.29	CROWN CREATIVE MARKETING
CK366930	01/11/2019	487.92	CTS
CK366931	01/11/2019	76,250.41	CUMMINS INC
CK366932	01/11/2019	896.00	CURVED GLASS COMPANY
CK366933	01/11/2019	250.00	CYBERSOURCE CORP.
CK366934	01/11/2019	220.80	DAILY JOURNAL OF COMMERCE INC
CK366935	01/11/2019	208.84	DATA SECURITY CORP
CK366936	01/11/2019	5,252.39	DIAMOND PARKING SERVICES LLC
CK366937	01/11/2019	166.62	DM RECYCLING CO INC
CK366938	01/11/2019	156.00	DRUG FREE BUSINESS
CK366939	01/11/2019	66.53	MARK ELDRIDGE
CK366940	01/11/2019	2,118.57	FINISHMASTER, INC
CK366941	01/11/2019	2,382.08	FLEET MOBILE LUBE-WASH INC
CK366942	01/11/2019	50.00	FORMFOX, INC.
CK366943	01/11/2019	4,080.72	FREIGHTLINER NORTHWEST PACIFIC
CK366944	01/11/2019	156.52	FRUITLAND MUTUAL WATER COMPANY
CK366945	01/11/2019	77.54	GALLS LLC
CK366946	01/11/2019	272.31	GCR TIRE & SERVICE
CK366947	01/11/2019	1,640.84	GENES TOWING CORP
CK366948	01/11/2019	59,917.09	GENFARE
CK366949	01/11/2019	849.61	GILCHRIST CHEVROLET
CK366950	01/11/2019	64,546.53	GILLIG LLC
CK366951	01/11/2019	5,500.00	GORDON THOMAS HONEYWELL
CK366952	01/11/2019	16,485.00	NEOGOV
CK366953	01/11/2019	4,038.96	GRAINGER
CK366954	01/11/2019	678.02	GRAY & OSBORNE, INC.
CK366955	01/11/2019	544.04	GTT COMMUNICATIONS
CK366956	01/11/2019	1,081.98	GTT COMMUNICATIONS
CK366957	01/11/2019	547.99	GTT COMMUNICATIONS
CK366958	01/11/2019	6,517.24	HAROLD LEMAY ENTERPRISES
CK366959	01/11/2019	1,269.63	HERITAGE-CRYSTAL CLEAN LLC
CK366960	01/11/2019	12.11	HI-STRENGTH BOLT

CK366961	01/11/2019	443.63	HOME DEPOT CREDIT SERVICES	
CK366962	01/11/2019	3,117.87	HYDRAULIC REPAIR & DESIGN	
CK366963	01/11/2019	60,442.34	INFRONT CONSULTING GROUP	
CK366964	01/11/2019	1,500.00	ITS AMERICA	
CK366965	01/11/2019	39.39	ROBERT JOHNSON	
CK366966	01/11/2019	50.63	JOHNNY JONES	
CK366967	01/11/2019	3,420.68	KING COUNTY FINANCE	
CK366968	01/11/2019	1,272.32	KORUM FORD	
CK366969	01/11/2019	385.16	LAKEVIEW LIGHT & POWER CO	
CK366970	01/11/2019	23,328.00	LAKEWOOD WATER DISTRICT	
CK366971	01/11/2019	2,500.00	CITY OF LAKEWOOD	
CK366972	01/11/2019	112.76	LARSCO INC	
CK366973	01/11/2019	318.71	LARSEN SIGN COMPANY	
CK366974	01/11/2019	177.50	LEMAY MOBILE SHREDDING	
CK366975	01/11/2019	3,440.18	LEVEL 3 COMMUNICATIONS LLC	
CK366976	01/11/2019	5,042.00	LEXIPOL LLC	
CK366977	01/11/2019	875.00	LONE TREE HOLDINGS, INC.	
CK366978	01/11/2019	1,463.20	LOWE'S COMPANIES INC	
CK366979	01/11/2019	12,252.06	MACHINISTS HEALTH &	
CK366980	01/11/2019	1,543.35	MALLORY SAFETY & SUPPLY LLC	
CK366981	01/11/2019	0.00	MCI SERVICE PARTS INC	Voided
CK366982	01/11/2019	875.00	MEDPLUS HEALTH SOLUTIONS	
CK366983	01/11/2019	1,706.29	MOHAWK MFG & SUPPLY	
CK366984	01/11/2019	1,800.00	MOTOROLA SOLUTIONS, INC.	
CK366985	01/11/2019	345.91	ABC BUS COMPANIES	
CK366986	01/11/2019	500.00	MUNICODE	
CK366987	01/11/2019	3,000.00	NEOFUNDS	
CK366988	01/11/2019	193.95	TACOMA NEWS INC	
CK366989	01/11/2019	8,650.00	NOREX, INC	
CK366990	01/11/2019	2,063.24	NORTHWEST PUMP & EQUIPMENT CO	
CK366991	01/11/2019	1,919.06	NORTHWEST IAM BENEFIT TRUST	
CK366992	01/11/2019	5,210.38	OFFICE DEPOT CORP	
CK366993	01/11/2019	126.50	ROGELLE HARRIS	
CK366994	01/11/2019	60.00	ROB ROSS	
CK366995	01/11/2019	31,512.03	OPEN SQUARE	
CK366996	01/11/2019	2,861.54	PACIFIC POWER GROUP LLC	
CK366997	01/11/2019	16.49	PACIFIC WELDING SUPPLY INC	
CK366998	01/11/2019	0.00	PAPE KENWORTH NORTHWEST	Voided
CK366999	01/11/2019	2,976.00	PRECISION AXLE	
CK367000	01/11/2019	120.48	PRINT NW	
CK367001	01/11/2019	13,174.38	PROTERRA	
CK367002	01/11/2019	242.31	PUGET SOUND ENERGY	
CK367003	01/11/2019	150.00	PUYALLUP MAIN STREET ASSOC	
CK367004	01/11/2019	687.82	CITY OF PUYALLUP	
CK367005	01/11/2019	311.00	QGAC INC	
CK367006	01/11/2019	3,797.96	QUALITY PRESS	
CK367007	01/11/2019	5,455.66	R E AUTO ELECTRIC	
CK367008	01/11/2019	140.36	RED WING SHOE STORE	
CK367009	01/11/2019	225.00	ROTARY CLUB OF TACOMA #8	
CK367010	01/11/2019	34,111.86	S & A SYSTEMS INC	
CK367011	01/11/2019	19,980.00	SANNA GROUP	
CK367012	01/11/2019	861.30	SCA PACIFIC INC	
CK367013	01/11/2019	309.33	SCHETKY NORTHWEST SALES INC	
CK367014	01/11/2019	896.92	SEATTLE AUTOMOTIVE DIST.	
CK367015	01/11/2019	1,320.00	SHAHBABANI & ASSOC LLC	

CK367016	01/11/2019	438.25	SNIDER ENERGY
CK367017	01/11/2019	500.00	SOURCE PANEL
CK367018	01/11/2019	549.02	SOUTH TACOMA GLASS
CK367019	01/11/2019	1,565.25	SSMC CASE MANAGEMENT
CK367020	01/11/2019	277.35	STANDARD PARTS CORP
CK367021	01/11/2019	1,588.20	STAPLES BUSINESS ADVANTAGE
CK367022	01/11/2019	2,553.10	SUMMIT LAW GROUP PLLC
CK367023	01/11/2019	1,080.00	SWARNER COMMUNICATIONS
CK367024	01/11/2019	26,656.19	SWIFT PLUMBING & HEATING
CK367025	01/11/2019	4,585.31	TACOMA COMMUNITY COLLEGE
CK367026	01/11/2019	112.61	TACOMA DAILY INDEX
CK367027	01/11/2019	1,886.69	TACOMA DODGE CHRYSLER JEEP
CK367028	01/11/2019	1,717.01	TACOMA SCREW
CK367029	01/11/2019	232.85	TERRYBERRY
CK367030	01/11/2019	129.68	TESSCO TECHNOLOGIES INC
CK367031	01/11/2019	53,266.70	THE AFTERMARKET PARTS CO LLC
CK367032	01/11/2019	3,000.00	THE BUS COALITION
CK367033	01/11/2019	843.20	THERMO KING NW INC
CK367034	01/11/2019	487.56	TINY'S TIRE
CK367035	01/11/2019	4,000.00	TRANSPORTATION CHOICES
CK367036	01/11/2019	63,849.52	TRAPEZE SOFTWARE GROUP
CK367037	01/11/2019	670.00	U S POSTAL SERVICE
CK367038	01/11/2019	6,855.28	UNIFIRST CORPORATION
CK367039	01/11/2019	1,338.00	VEHICLE MAINTENANCE PROGRAM
CK367040	01/11/2019	2,396.22	VIX TECHNOLOGY USA INC
CK367041	01/11/2019	70,818.69	US BANK VOYAGER FLEET SYSTEMS
CK367042	01/11/2019	1,783.48	WA ST DEPT OF REVENUE
CK367043	01/11/2019	72.75	WA ST DEPT OF LICENSING
CK367044	01/11/2019	225.00	WA ST RIDESHARING ORGANIZATION
CK367045	01/11/2019	1,360.10	WALTER E. NELSON CO.
CK367046	01/11/2019	1,064.05	WAXIE SANITARY SUPPLY
CK367047	01/11/2019	563.71	WEST COAST PAPER CO
CK367048	01/11/2019	986.90	WESTERN FLUID COMPONENTS
CK367049	01/11/2019	1,546.24	WESTERN PETERBILT
CK367050	01/11/2019	1,524.41	WILLIAMS OIL FILTER
CK367051	01/11/2019	4,981.64	WRAPJAX, LLC.
CK367052	01/17/2019	27.73	AGRISHOP ACE TACOMA
CK367053	01/17/2019	1,574.30	ALLSTREAM
CK367054	01/17/2019	206.59	ALLSTREAM
CK367055	01/17/2019	200.59	SHARON ANDERSON
CK367056	01/17/2019	246.02	ANGI ENERGY SYSTEMS
CK367057	01/17/2019	1,170.00	ASSET CONTROL
CK367058	01/17/2019	36,649.00	ASSOCIATED PETROLEUM
CK367059	01/17/2019	51,021.95	ATU LOCAL 758 CORP
CK367060	01/17/2019	7,816.93	ATWORK! COMMERCIAL ENTERPRISES
CK367061	01/17/2019	27.38	AT&T
CK367062	01/17/2019	107.45	AT&T
CK367063	01/17/2019	37.43	AUTO PLUS PARTS
CK367064	01/17/2019	107.85	AXLETECH INTERNATIONAL LLC
CK367065	01/17/2019	1,802.36	AXON ENTERPRISES INC
CK367066	01/17/2019	909.97	BEN'S CLEANER SALES INC
CK367067	01/17/2019	99,823.44	BETSCHART ELECTRIC CO.
CK367068	01/17/2019	475.63	SOUND UNIFORM SOLUTIONS
CK367069	01/17/2019	3,269.22	BRIDGESTONE AMERICA
CK367070	01/17/2019	4,598.37	BRIOTIX

CK367071	01/17/2019	32,613.00	BUD CLARY CHEVROLET
CK367072	01/17/2019	103.50	CALIFORNIA STATE DISBURSEMENT
CK367073	01/17/2019	617.42	CENTURY LINK
CK367074	01/17/2019	7,221.27	CENTURY LINK
CK367075	01/17/2019	384.00	CERTIFIED INSPECTION SERVICE
CK367076	01/17/2019	495.00	CHILD SUPPORT ENFORCEMEN
CK367077	01/17/2019	12,899.87	CITY OF FEDERAL WAY
CK367078	01/17/2019	2,326.55	CITY OF TACOMA
CK367079	01/17/2019	8,675.00	CLARK CONCEPTS LLC
CK367080	01/17/2019	106.65	CLF WAREHOUSE
CK367081	01/17/2019	88.53	COMCAST
CK367082	01/17/2019	88.53	COMCAST
CK367083	01/17/2019	705.77	COMMERCIAL BRAKE & CLUTCH
CK367084	01/17/2019	12,242.02	CUMMINS INC
CK367085	01/17/2019	261.75	DM RECYCLING CO INC
CK367086	01/17/2019	75.00	DSHS
CK367087	01/17/2019	165.00	LEO DYLINE
CK367088	01/17/2019	280.00	EASTER SEALS WASHINGTON
CK367089	01/17/2019	7,853.56	ECOLUBE RECOVERY, LLC
CK367090	01/17/2019	956.06	FEDERAL EASTERN INTERNATIONAL
CK367091	01/17/2019	10.94	FEDEX
CK367092	01/17/2019	2,034.87	FINISHMASTER, INC
CK367093	01/17/2019	184.91	FREIGHTLINER NORTHWEST PACIFIC
CK367094	01/17/2019	167.01	GALLS LLC
CK367095	01/17/2019	163.06	GENFARE
CK367096	01/17/2019	455.13	GILCHRIST CHEVROLET
CK367097	01/17/2019	8,137.82	GILLIG LLC
CK367098	01/17/2019	368.45	GRAINGER
CK367099	01/17/2019	59,509.10	GREAT FLOORS COMMERCIAL SALES
CK367100	01/17/2019	41.12	GROENEVELD LUBRICATION SOLUTIO
CK367101	01/17/2019	483.00	DANA HENDERSON
CK367102	01/17/2019	543.24	HERITAGE-CRYSTAL CLEAN LLC
CK367103	01/17/2019	19.30	HI-STRENGTH BOLT
CK367104	01/17/2019	5,081.40	HUBSPOT, INC.
CK367105	01/17/2019	47.45	IDAHO CHILD SUPPORT RECEIPTING
CK367106	01/17/2019	870.00	UNITED STATES TREASURY
CK367107	01/17/2019	19,782.10	IPKEYS TECHNOLOGIES LLC
CK367108	01/17/2019	25,970.00	JAYRAY
CK367109	01/17/2019	8,952.10	JOHNSON CONTROLS
CK367110	01/17/2019	8,343.22	KELLY SERVICES INC
CK367111	01/17/2019	4,700.00	KING BROADCASTING CO
CK367112	01/17/2019	1,193.12	KORUM FORD
CK367113	01/17/2019	13,928.38	KPFF CONSULTING ENGINEERS, INC
CK367114	01/17/2019	199.36	RON MACKENZIE
CK367115	01/17/2019	1,180.69	MAILFINANCE
CK367116	01/17/2019	951.24	MALLORY SAFETY & SUPPLY LLC
CK367117	01/17/2019	230.43	MCGUIRE BEARING CO
CK367118	01/17/2019	2,420.77	MICHAEL G MALAIER
CK367119	01/17/2019	22,393.00	MITCHELL HUMPHREY & CO
CK367120	01/17/2019	1,256.06	MOHAWK MFG & SUPPLY
CK367121	01/17/2019	40.97	MOUNTAIN MIST WATER
CK367122	01/17/2019	48,728.29	MULTICARE HEALTH SYSTEM
CK367123	01/17/2019	1,680.10	ABC BUS COMPANIES
CK367124	01/17/2019	125.60	NEOPART TRANSIT LLC
CK367125	01/17/2019	4,967.47	TACOMA NEWS INC

CK367126	01/17/2019	327.60	THE NEWS TRIBUNE (SUBSCRIPTION
CK367127	01/17/2019	136.40	NH DEPT OF H & HS
CK367128	01/17/2019	3,027.12	NORTHWEST PLAYGROUND EQUIPMENT
CK367129	01/17/2019	4,920.04	NORTHWEST LIFT & EQUIPMENT
CK367130	01/17/2019	393.61	NYS CHILD SUPPORT
CK367131	01/17/2019	160.29	OFFICE DEPOT CORP
CK367132	01/17/2019	165.00	OFFICE THE SECRETARY OF STATE
CK367133	01/17/2019	165.00	OFFICE THE SECRETARY OF STATE
CK367134	01/17/2019	25,960.19	OPEN SQUARE
CK367135	01/17/2019	83.81	O'REILLY AUTO PARTS
CK367136	01/17/2019	9,294.20	PACIFIC POWER GROUP LLC
CK367137	01/17/2019	12,994.00	PACIFICA LAW GROUP
CK367138	01/17/2019	1,033.08	PAPE MATERIAL HANDLING
CK367139	01/17/2019	819.00	PARAMETRIX ENGINEERING
CK367140	01/17/2019	415,940.21	PEASE CONSTRUCTION, INC.
CK367141	01/17/2019	544.48	PENINSULA LIGHT
CK367142	01/17/2019	35,418.63	PETROCARD SYSTEMS INC
CK367143	01/17/2019	72.07	PIERCE COUNTY RECYCLING LLC
CK367144	01/17/2019	4,752.38	PIERCE COUNTY SEWER
CK367145	01/17/2019	332.55	PIONEER CREDIT RECOVERY INC
CK367146	01/17/2019	1,409.91	PRINT NW
CK367147	01/17/2019	85.69	PROTERRA INC
CK367148	01/17/2019	239.41	PTBA PETTY CASH
CK367149	01/17/2019	4,086.94	PUGET SOUND ENERGY
CK367150	01/17/2019	1,045.00	PUYALLUP SUMNER CHAMBER OF COM
CK367151	01/17/2019	4,062.79	R E AUTO ELECTRIC
CK367152	01/17/2019	570.03	SEATTLE AUTOMOTIVE DIST.
CK367153	01/17/2019	39.17	SHERWIN-WILLIAMS
CK367154	01/17/2019	649.00	SITECRAFTING INC.
CK367155	01/17/2019	2,673.29	STEMPER ARCHITECTURE COLLABORA
CK367156	01/17/2019	49.75	KEITH SMITH
CK367157	01/17/2019	297.01	SOUTH TACOMA GLASS
CK367158	01/17/2019	144.47	STANDARD PARTS CORP
CK367159	01/17/2019	584.53	STAPLES BUSINESS ADVANTAGE
CK367160	01/17/2019	97.60	STERICYCLE
CK367161	01/17/2019	50,501.71	SUPERION LLC
CK367162	01/17/2019	71.91	TACOMA DAILY INDEX
CK367163	01/17/2019	575.05	TACOMA DODGE CHRYSLER JEEP
CK367164	01/17/2019	208.81	TACOMA RUBBER STAMP & MARKING
CK367165	01/17/2019	732.95	TACOMA SCREW
CK367166	01/17/2019	6,000.00	TANGO CARD, INC
CK367167	01/17/2019	13,397.16	TECHNICAL SECURITY INTEGRATION
CK367168	01/17/2019	105.70	TERMINIX PROCESSING CENTER
CK367169	01/17/2019	176.16	TERMINIX PROCESSING CENTER
CK367170	01/17/2019	105.70	TERMINIX PROCESSING CENTER
CK367171	01/17/2019	73.63	TERMINIX PROCESSING CENTER
CK367172	01/17/2019	21,795.12	THE AFTERMARKET PARTS CO LLC
CK367173	01/17/2019	329.71	THOMSON REUTERS-WEST
CK367174	01/17/2019	0.00	TICOR TITLE COMPANY
CK367175	01/17/2019	335.00	TX CHILD SUPPORT SDU
CK367176	01/17/2019	224.31	UNIFIRST CORPORATION
CK367177	01/17/2019	855.00	UNITED WAY OF PIERCE COUNTY
CK367178	01/17/2019	288.53	US DEPT OF EDUCATION
CK367179	01/17/2019	331.96	US DEPT OF EDUCATION AWG
CK367180	01/17/2019	2,043.69	WALTER E. NELSON CO.

Voided

CK367181	01/17/2019	508.60	WESTERN PETERBILT
CK367182	01/17/2019	160.70	WILLIAMS OIL FILTER
CK367183	01/17/2019	90.27	WOODWARD EQUIPMENT
CK367184	01/17/2019	22,804.26	WSP USA, INC.
CK367185	01/17/2019	4,653.13	XEROX FINANCIAL SERVICES
CK367186	01/24/2019	250.00	MICHAEL LEMAY
CK367187	01/24/2019	1,301.86	20/10 PRODUCTS, INC
CK367188	01/24/2019	3,081.98	A & E IMAGING
CK367189	01/24/2019	816.42	ALIGNMENT ON WHEELS INC
CK367190	01/24/2019	55.95	ALLIED ELECTRONICS, INC.
CK367191	01/24/2019	5,935.84	AMAZON.COM
CK367192	01/24/2019	388.50	AMERICAN DRIVING RECORDS
CK367193	01/24/2019	613.24	ASSOCIATED PETROLEUM
CK367194	01/24/2019	1,819.90	AXLETECH INTERNATIONAL LLC
CK367195	01/24/2019	5,328.06	BATTERY SYSTEMS INC
CK367196	01/24/2019	9,763.00	BROWN & BROWN OF WASHINGTON
CK367197	01/24/2019	60.00	BUILDERS EXCHANGE OF WA
CK367198	01/24/2019	4,758.86	CHEVRON PRODUCTS CO.
CK367199	01/24/2019	150.42	CINTAS FAS LOCKBOX 636525
CK367200	01/24/2019	16,661.22	CITY OF TACOMA
CK367201	01/24/2019	663.09	CLF WAREHOUSE
CK367202	01/24/2019	567.00	CLINICAL REFERENCE LABORATORY
CK367203	01/24/2019	148.56	COMCAST
CK367204	01/24/2019	139.90	COMCAST
CK367205	01/24/2019	2,055.40	COMMERCIAL BRAKE & CLUTCH
CK367206	01/24/2019	301.60	CONSOLIDATED ELECTRICAL DIST
CK367207	01/24/2019	113,452.85	COST MANAGEMENT SERVICES INC
CK367208	01/24/2019	22,871.27	CUMMINS INC
CK367209	01/24/2019	151.20	DAILY JOURNAL OF COMMERCE INC
CK367210	01/24/2019	83.99	DISH
CK367211	01/24/2019	1,496.65	DOWNTOWN ON THE GO
CK367212	01/24/2019	1,765.44	ELTEC SYSTEMS LLC
CK367213	01/24/2019	58,076.17	EMPLOYMENT SECURITY DEPT
CK367214	01/24/2019	13.47	FEDEX
CK367215	01/24/2019	2,906.98	FINISHMASTER, INC
CK367216	01/24/2019	245.74	FLAGS-A-FLYING
CK367217	01/24/2019	541.69	GALLS LLC
CK367218	01/24/2019	289.56	GCR TIRE & SERVICE
CK367219	01/24/2019	1,363.92	GENES TOWING CORP
CK367220	01/24/2019	413.11	GENFARE
CK367221	01/24/2019	690.35	GILCHRIST CHEVROLET
CK367222	01/24/2019	1,305,532.42	GILLIG LLC
CK367223	01/24/2019	2,390.32	GORDON, ALYWORTH & TAMI
CK367224	01/24/2019	18,490.00	NEOGOV
CK367225	01/24/2019	1,192.51	GRAINGER
CK367226	01/24/2019	1,717.87	GRAY & OSBORNE, INC.
CK367227	01/24/2019	2,517.47	HERITAGE-CRYSTAL CLEAN LLC
CK367228	01/24/2019	7,891.00	HIGH LINE SOFTWARE INC
CK367229	01/24/2019	16,310.08	HULTZ BHU ENGINEERS INC.
CK367230	01/24/2019	578.66	INTELLICORP RECORDS INC
CK367231	01/24/2019	5,634.11	K&L GATES LLP
CK367232	01/24/2019	4,352.00	KELLY SERVICES INC
CK367233	01/24/2019	93.11	JASON KENNEDY
CK367234	01/24/2019	114,360.91	KING COUNTY FINANCE
CK367235	01/24/2019	369.84	KORUM FORD

CK367236	01/24/2019	50,353.59	LAKEVIEW LIGHT & POWER CO	
CK367237	01/24/2019	340.53	LAKEWOOD WATER DISTRICT	
CK367238	01/24/2019	875.20	LARSCO INC	
CK367239	01/24/2019	478.07	LARSEN SIGN COMPANY	
CK367240	01/24/2019	170.03	LAWSON PRODUCTS INC	
CK367241	01/24/2019	79.00	KEVIN LEGGETT	
CK367242	01/24/2019	3,607.82	LYFT INC	
CK367243	01/24/2019	3,670.66	MALLORY SAFETY & SUPPLY LLC	
CK367244	01/24/2019	7.71	MCGUIRE BEARING CO	
CK367245	01/24/2019	0.00	MCI SERVICE PARTS INC	Voided
CK367246	01/24/2019	3,901.45	METRO GLASS CO INC	
CK367247	01/24/2019	52.02	MINUTEMAN PRESS	
CK367248	01/24/2019	1,742.54	MOHAWK MFG & SUPPLY	
CK367249	01/24/2019	855.00	MOSS ADAMS LLP	
CK367250	01/24/2019	770.18	ABC BUS COMPANIES	
CK367251	01/24/2019	18,240.56	NORTHEND TRUCK EQUIPMENT	
CK367252	01/24/2019	1,907.49	NORTHWEST PUMP & EQUIPMENT CO	
CK367253	01/24/2019	680.00	NORTHWEST TANK	
CK367254	01/24/2019	3,359.54	NORTHWEST LIFT & EQUIPMENT	
CK367255	01/24/2019	63.38	OFFICE DEPOT CORP	
CK367256	01/24/2019	125.00	AMEER HALL	
CK367257	01/24/2019	247.25	RANDI READER	
CK367258	01/24/2019	266.75	PAMELA SLACK	
CK367259	01/24/2019	286.25	PAMELA SLACK	
CK367260	01/24/2019	2,940.00	OPEN SQUARE	
CK367261	01/24/2019	179.21	OUTFITTER SATELLITE INC	
CK367262	01/24/2019	52.39	O'REILLY AUTO PARTS	
CK367263	01/24/2019	180.28	PACIFIC POWER GROUP LLC	
CK367264	01/24/2019	19.99	PACIFIC WELDING SUPPLY INC	
CK367265	01/24/2019	446.65	PARKLAND LIGHT & WATER CO	
CK367266	01/24/2019	16,731.68	PETROCARD SYSTEMS INC	
CK367267	01/24/2019	45,000.00	PIERCE COUNTY	
CK367268	01/24/2019	16.37	PIERCE COUNTY SEWER	
CK367269	01/24/2019	182.55	PLATT ELECTRIC SUPPLY	
CK367270	01/24/2019	1,510.58	PRINT NW	
CK367271	01/24/2019	436.29	PROTECTION 1 / ADT	
CK367272	01/24/2019	1,044.42	PROTERRA INC	
CK367273	01/24/2019	531.18	PUGET SOUND ENERGY	
CK367274	01/24/2019	13,934.27	QBSI-XEROX	
CK367275	01/24/2019	191.43	QUALITY PRESS	
CK367276	01/24/2019	2,229.97	R E AUTO ELECTRIC	
CK367277	01/24/2019	32.48	ROBBLEES TOTAL SECURITY INC	
CK367278	01/24/2019	43.95	ROBI'S CAMERA CENTER	
CK367279	01/24/2019	15,599.67	S & A SYSTEMS INC	
CK367280	01/24/2019	353.70	SCA PACIFIC INC	
CK367281	01/24/2019	245.18	SEATTLE AUTOMOTIVE DIST.	
CK367282	01/24/2019	190.93	SIX ROBBLEES INC	
CK367283	01/24/2019	10,070.00	SOUTH SOUND 911	
CK367284	01/24/2019	489.50	SSMC CASE MANAGEMENT	
CK367285	01/24/2019	558.09	STANDARD PARTS CORP	
CK367286	01/24/2019	98.32	STAPLES BUSINESS ADVANTAGE	
CK367287	01/24/2019	402.33	STELLAR INDUSTRIAL	
CK367288	01/24/2019	4,906.33	STREICH BROTHERS INC	
CK367289	01/24/2019	979.72	SUMMIT LAW GROUP PLLC	
CK367290	01/24/2019	1,800.00	SUPERIOR LLC	

CK367291	01/24/2019	2,500.00	SWARNER COMMUNICATIONS
CK367292	01/24/2019	58.14	TACOMA DAILY INDEX
CK367293	01/24/2019	849.36	TACOMA DODGE CHRYSLER JEEP
CK367294	01/24/2019	603.33	TACOMA SCREW
CK367295	01/24/2019	96.71	TACOMA TROPHY
CK367296	01/24/2019	23,109.16	THE AFTERMARKET PARTS CO LLC
CK367297	01/24/2019	115.00	TRANSITALENT.COM LLC
CK367298	01/24/2019	45.37	UNIFIRST CORPORATION
CK367299	01/24/2019	501.00	UNITED SITE SERVICES
CK367300	01/24/2019	1,049.29	WA ST AUDITOR
CK367301	01/24/2019	115,721.32	WA ST DEPT OF L & I
CK367302	01/24/2019	845.00	WA STATE SPRING FAIR
CK367303	01/24/2019	1,317.70	WESMAR
CK367304	01/24/2019	593.66	WESTERN FLUID COMPONENTS
CK367305	01/24/2019	1,110.35	WESTERN PETERBILT
CK367306	01/24/2019	8,573.93	WJE ASSOCIATES INC
CK367307	01/24/2019	60,103.24	WSP USA, INC.
CK367308	01/24/2019	446.46	XEROX FINANCIAL SERVICES
CK367309	01/31/2019	4,792.48	A & E IMAGING
CK367310	01/31/2019	83,061.60	AGREEYA SOLUTIONS, INC.
CK367311	01/31/2019	816.42	ALIGNMENT ON WHEELS INC
CK367312	01/31/2019	64.83	ALLIED ELECTRONICS, INC.
CK367313	01/31/2019	20.11	APPLUS TECHNOLOGIES
CK367314	01/31/2019	58,710.22	ASSOCIATED PETROLEUM
CK367315	01/31/2019	291.19	ATLAS SUPPLY INC
CK367316	01/31/2019	16,985.11	ATU LOCAL 758 CORP
CK367317	01/31/2019	268.56	AT&T
CK367318	01/31/2019	36.32	AUTOZONE
CK367319	01/31/2019	96.00	AXLETECH INTERNATIONAL LLC
CK367320	01/31/2019	104.99	EDWARD BLAKLEY
CK367321	01/31/2019	20.37	SOUND UNIFORM SOLUTIONS
CK367322	01/31/2019	53.41	BRAUN CORPORATION
CK367323	01/31/2019	53,066.93	BRIDGESTONE AMERICA
CK367324	01/31/2019	104.10	BUNCE RENTALS INC
CK367325	01/31/2019	103.50	CALIFORNIA STATE DISBURSEMENT
CK367326	01/31/2019	495.00	CHILD SUPPORT ENFORCEMEN
CK367327	01/31/2019	157.86	CINTAS FAS LOCKBOX 636525
CK367328	01/31/2019	12,400.98	CITY OF FEDERAL WAY
CK367329	01/31/2019	588.05	CITY OF TACOMA
CK367330	01/31/2019	470.27	CITY TREASURER
CK367331	01/31/2019	57.10	CLF WAREHOUSE
CK367332	01/31/2019	6,385.52	COLONIAL SUPPLEMENTAL LIFE
CK367333	01/31/2019	88.56	COMCAST
CK367334	01/31/2019	88.56	COMCAST
CK367335	01/31/2019	238.53	COMCAST
CK367336	01/31/2019	74.18	COMM ON POLITICAL EDUCATION
CK367337	01/31/2019	1,061.19	COMMERCIAL BRAKE & CLUTCH
CK367338	01/31/2019	49,090.79	CONDUENT BUSINESS SERVICES LLC
CK367339	01/31/2019	403,030.00	CONSTRUCT, INC.
CK367340	01/31/2019	25,273.25	CUMMINS INC
CK367341	01/31/2019	316.80	DAILY JOURNAL OF COMMERCE INC
CK367342	01/31/2019	9,740.25	DAVIS DOOR
CK367343	01/31/2019	130.67	DAVID G. DAVIS
CK367344	01/31/2019	2,954.52	DIAMOND PARKING SERVICES LLC
CK367345	01/31/2019	10,000.00	DOWNTOWN ON THE GO

CK367346	01/31/2019	317.66	DRIVELINES NW INC
CK367347	01/31/2019	75.00	DSHS
CK367348	01/31/2019	666.97	FINISHMASTER, INC
CK367349	01/31/2019	82.58	FLAGS-A-FLYING
CK367350	01/31/2019	4,360.28	FLEET MOBILE LUBE-WASH INC
CK367351	01/31/2019	801.72	GA JORGENSEN COMPANY INC
CK367352	01/31/2019	172.00	SCOTT G. GAINES
CK367353	01/31/2019	30,135.25	GALLS LLC
CK367354	01/31/2019	615.43	GARDA CL WEST
CK367355	01/31/2019	1,653.25	GENES TOWING CORP
CK367356	01/31/2019	723.26	GENFARE
CK367357	01/31/2019	921.52	GILCHRIST CHEVROLET
CK367358	01/31/2019	30,974.72	GILLIG LLC
CK367359	01/31/2019	127,543.00	GIRO INC
CK367360	01/31/2019	667.11	GRAINGER
CK367361	01/31/2019	916.63	HAUGEN GRAPHICS
CK367362	01/31/2019	4,892.76	HERC RENTALS INC
CK367363	01/31/2019	548.96	HERITAGE-CRYSTAL CLEAN LLC
CK367364	01/31/2019	780.25	IAM & AW
CK367365	01/31/2019	47.45	IDAHO CHILD SUPPORT RECEIPTING
CK367366	01/31/2019	870.00	UNITED STATES TREASURY
CK367367	01/31/2019	548.28	JOHNSON CONTROLS
CK367368	01/31/2019	459.16	JON-DON
CK367369	01/31/2019	5,162.85	KELLY SERVICES INC
CK367370	01/31/2019	853.43	KORUM FORD
CK367371	01/31/2019	43.73	K-D-L HARDWARE SUPPLY INC
CK367372	01/31/2019	218.98	LAIRD PLASTICS
CK367373	01/31/2019	486.15	LAKEVIEW LIGHT & POWER CO
CK367374	01/31/2019	423.12	LARSCO INC
CK367375	01/31/2019	1,646.64	MALLORY SAFETY & SUPPLY LLC
CK367376	01/31/2019	127.88	MCGUIRE BEARING CO
CK367377	01/31/2019	2,420.77	MICHAEL G MALAIER
CK367378	01/31/2019	24.67	MINUTEMAN PRESS
CK367379	01/31/2019	152.00	BONNIE MITCHELL
CK367380	01/31/2019	995.27	MOHAWK MFG & SUPPLY
CK367381	01/31/2019	206.26	ABC BUS COMPANIES
CK367382	01/31/2019	125.60	NEOPART TRANSIT LLC
CK367383	01/31/2019	136.40	NH DEPT OF H & HS
CK367384	01/31/2019	943.49	NORMED
CK367385	01/31/2019	393.61	NYS CHILD SUPPORT
CK367386	01/31/2019	367.98	OFFICE DEPOT CORP
CK367387	01/31/2019	32.25	MARLA GRACE
CK367388	01/31/2019	1,694.21	OWEN EQUIPMENT
CK367389	01/31/2019	281.44	PACIFIC TORQUE LLC
CK367390	01/31/2019	503.90	PENINSULA LIGHT
CK367391	01/31/2019	48,044.68	PERIMETER SECURITY GROUP
CK367392	01/31/2019	16,751.65	PETROCARD SYSTEMS INC
CK367393	01/31/2019	16,043.28	PIERCE COUNTY
CK367394	01/31/2019	172.21	PIONEER CREDIT RECOVERY INC
CK367395	01/31/2019	115.41	PLATT ELECTRIC SUPPLY
CK367396	01/31/2019	2,362.53	PRINT NW
CK367397	01/31/2019	1,597.12	PUGET SOUND ENERGY
CK367398	01/31/2019	2,237.47	QUALITY PRESS
CK367399	01/31/2019	36.85	R E AUTO ELECTRIC
CK367400	01/31/2019	135.69	RED WING BUSINESS ADVANTAGE

CK367401	01/31/2019	14.29	REFRIGERATION SUPPLY DIST	
CK367402	01/31/2019	1,856.00	RHD ENTERPRISES, INC	
CK367403	01/31/2019	3,996.00	SANNA GROUP	
CK367404	01/31/2019	810.01	SCHETKY NORTHWEST SALES INC	
CK367405	01/31/2019	1,178.63	SEATTLE AUTOMOTIVE DIST.	
CK367406	01/31/2019	19,069.06	SERVICES FOR THE BLIND	
CK367407	01/31/2019	377.70	SHERWIN-WILLIAMS	
CK367408	01/31/2019	50.00	PATRICK SILLS	
CK367409	01/31/2019	25,903.06	SKILLSOFT CORPORATION	
CK367410	01/31/2019	513.97	SNIDER ENERGY	
CK367411	01/31/2019	2,083.34	SOUTH SOUND TOGETHER	
CK367412	01/31/2019	236.29	SOUTH TACOMA GLASS	
CK367413	01/31/2019	2,284.36	STANDARD PARTS CORP	
CK367414	01/31/2019	36.08	CLINT STEELE	
CK367415	01/31/2019	402.23	STELLAR INDUSTRIAL	
CK367416	01/31/2019	167.99	TACOMA DAILY INDEX	
CK367417	01/31/2019	2,141.95	TACOMA DODGE CHRYSLER JEEP	
CK367418	01/31/2019	1,895.00	TACOMA PIERCE COUNTY CHAMBER	
CK367419	01/31/2019	218.39	TACOMA RUBBER STAMP & MARKING	
CK367420	01/31/2019	1,127.37	TACOMA SCREW	
CK367421	01/31/2019	300.00	TANGO CARD, INC	
CK367422	01/31/2019	43,379.82	THE AFTERMARKET PARTS CO LLC	
CK367423	01/31/2019	425.36	THE TRUCK SHOP	
CK367424	01/31/2019	149.09	THERMO KING NW INC	
CK367425	01/31/2019	4,059.14	TINY'S TIRE	
CK367426	01/31/2019	335.00	TX CHILD SUPPORT SDU	
CK367427	01/31/2019	2,274.46	UNIFIRST CORPORATION	
CK367428	01/31/2019	805.00	UNITED WAY OF PIERCE COUNTY	
CK367429	01/31/2019	1,661.00	UNITED SITE SERVICES	
CK367430	01/31/2019	263.97	US DEPT OF EDUCATION	
CK367431	01/31/2019	508.47	US DEPT OF EDUCATION AWG	
CK367432	01/31/2019	2,590.99	VEHICLE MAINTENANCE PROGRAM	
CK367433	01/31/2019	911.70	VERIZON WIRELESS	
CK367434	01/31/2019	3,306.44	VERIZON WIRELESS	
CK367435	01/31/2019	12,763.59	VERIZON WIRELESS	
CK367436	01/31/2019	6,762.91	VERIZON WIRELESS	
CK367437	01/31/2019	94.50	WA ST DEPT OF LICENSING	
CK367438	01/31/2019	72.75	WA ST DEPT OF LICENSING	
CK367439	01/31/2019	851.24	WAXIE SANITARY SUPPLY	
CK367440	01/31/2019	182.09	WESTERN FLUID COMPONENTS	
CK367441	01/31/2019	2,459.35	WESTERN PETERBILT	
CK367442	01/31/2019	237.38	WILLIAMS OIL FILTER	
CK367443	01/31/2019	313.17	WURTH USA INC	
ATCK001369	01/04/2019	169.00	SEAN DERRY	Voided
ATCK001370	01/04/2019	113.00	SAMANTHA EINARSON	
ATCK001371	01/04/2019	138.00	MARK ELDRIDGE	
ATCK001372	01/04/2019	304.00	JASON KENNEDY	
ATCK001373	01/04/2019	0.00	TINA LEE	Voided
ATCK001374	01/04/2019	286.00	KIM MCGILVERY	
ATCK001375	01/04/2019	0.00	DAVID SMITH (EMPLOYEE)	Voided
ATCK001376	01/10/2019	169.00	DAVID SMITH	
ATCK001377	01/29/2019	138.00	PENNY GRELLIER	
ATCK001378	01/29/2019	266.00	REBECCA JAPHET	
ATCK001379	01/29/2019	2,508.00	ROBERT JOHNSON	
ATCK001380	01/29/2019	330.00	TARA SCHAAK	

ATCK001381	01/29/2019	210.00	CAMI SCHMIDT
ATCK001382	01/29/2019	304.00	JULIE STEPHENS
ATCK001383	01/29/2019	594.00	ANDREW WHEELER
WIRE 002388	01/04/2019	15,204.24	NAVIA BENEFIT SOLUTIONS
WIRE 002389	01/04/2019	225,467.38	ICMA RETIREMENT
WIRE 002390	01/04/2019	92,333.92	GREAT WEST RETIREMENT
WIRE 002391	01/04/2019	1,410.19	GREAT WEST RETIREMENT
WIRE 002392	01/04/2019	4,713.63	TACOMA EMPLOYEES RETIREMENT SY
WIRE 002393	01/04/2019	6,742.82	WA ST CHILD SUPPORT REGISTRY
WIRE 002394	01/15/2019	9,488.96	SOUND TRANSIT
WIRE 002395	01/15/2019	116,219.58	SOUND TRANSIT
WIRE 002396	01/15/2019	3,705,772.43	WA ST TRANSIT INSURANCE POOL
WIRE 002397	01/18/2019	1,210,726.38	AWC
WIRE 002398	01/18/2019	15,336.54	NAVIA BENEFIT SOLUTIONS
WIRE 002399	01/18/2019	241,352.37	ICMA RETIREMENT
WIRE 002400	01/18/2019	109,420.86	GREAT WEST RETIREMENT
WIRE 002401	01/18/2019	1,410.19	GREAT WEST RETIREMENT
WIRE 002402	01/18/2019	4,860.92	TACOMA EMPLOYEES RETIREMENT SY
WIRE 002403	01/18/2019	6,990.38	WA ST CHILD SUPPORT REGISTRY
WIRE 002404	01/18/2019	491,684.84	FIRST TRANSIT
WIRE 002405	01/18/2019	435.00	INTERCITY TRANSIT
WIRE 002406	01/18/2019	3,856.31	SOUND TRANSIT
WIRE 002407	01/23/2019	79,144.08	U.S. BANK
WIRE 002408	01/25/2019	7,069.92	SOUND TRANSIT
WIRE 002409	01/25/2019	41,367.10	WA ST DEPT OF REVENUE
TOTAL PAYMENTS:		<u>\$ 12,392,837.80</u>	

FOURTH QUARTER 2018
 Report to Board of Commissioners
 Sole Source Over \$10,000
 Contracts and Amendments - \$100,000 to \$200,000

Sole Source Over \$10,000			
Name	Explanation	Amount	Eff. Date
Swiftly	Swiftly provides real time vehicle tracking for the Pierce Transit fleet through software as a service subscription and support to assure effective management and improvements to the system's reliability. It provides a data platform that will enable Pierce Transit to pinpoint performance issues. It will allow Pierce Transit planners, IT personnel, customer service representatives, and operations staff to visualize and understand system performance, including on-time performance, running times, historical vehicle speed heat maps, live mapping, and route playback. Swiftly is the only software solution that is compatible with locational data coming from multiple sources.	\$143,000.00	11/18/18
Technical Security Integration	This is for proximity card reader access control, camera/video monitoring system, and intrusion detection systems for Building 6 and its property. This vendor provides the service, equipment and software that is a standard on the main base. It is compatible with existing equipment, inventory and systems.	\$62,926.15	11/19/18
Easter Seals	This is for the FACTS (Functional Assessment of Community Travel Skills) and CATS (Community Assessment of Travel Skills) testing to aid in the assessment of SHUTTLE eligibility. Pierce Transit is	\$120,000.00	11/20/18

Sole Source Over \$10,000			
Name	Explanation	Amount	Eff. Date
	legally required to provide standardized cognitive testing and the FACTS and CATS are formally standardized tests developed by Easter Seals. Easter Seals is the only current available vendor in Western Washington who conducts this testing.		

Contracts and Amendments - \$100,000 to \$200,000 awarded from October 1, 2018 – December 31, 2018			
Name	Explanation	Amount	Eff. Date
Great Floors	PT-88-18 Contract for Building 4 Carpet Replacement	\$103,731.62	10/22/18
Telamon Technologies Corp.	PT-49-18A Contract for Tacoma Dome Station Distributed Antenna System	\$124,423.00	11/27/18
Eurofins ANA Laboratories, LLC	PT-68-18 Contract for Oil, Fuel, Transmission Fluid and Coolant Analysis	\$200,000.00	12/1/18

Sole Source: A circumstance when the vendor is the sole provider of licensed or patented goods or services, or has specialized knowledge or skill needed for a project when there is limited time and vendors with the expertise.

Amendments: Master agreements sometimes have amendments. This could be due to time extensions to a contract, or a situation where changing a contractor before the work is complete could cause delays, hardships and/or added costs.

TITLE: A Resolution Declaring Surplus of Fifty-Six (56) Chevrolet Express 3500 Vans, Ten (10) Gillig 40' Diesel Buses, Six (6) New Flyer 40' CNG Buses, Five (5) Ford Escape Hybrids, Three (3) Dodge Grand Caravans, One (1) Chevrolet C1500 Pickup Truck, One (1) Chevrolet Silverado, One (1) Ford E350, and One (1) Ford F350 and Authorization for Sale or Donation Thereof

DIVISION: Maintenance

SUBMITTED BY: Adam Davis, Fleet Manager

RELATED ACTION: N/A

ATTACHMENTS: Proposed Resolution
Exhibit A - Proposed Surplus List

RELATION TO STRATEGIC PLAN: Financial

BUDGET INFORMATION: N/A

BACKGROUND:

Staff requests that the Board of Commissioners declare fifty-six (56) Chevrolet Express 3500 vans, ten (10) Gillig 40' diesel buses, six (6) New Flyer 40' CNG buses, five (5) Ford Escape Hybrids, three (3) Dodge Grand Caravans, one (1) Chevrolet C1500 pickup truck, one (1) Chevrolet Silverado, one (1) Ford E350, and one (1) Ford F350 as surplus and authorize the sale or donation thereof.

Pierce Transit published the notice of public hearing for the proposed sale of surplus vehicles in the January 3, 2019 editions of the Tacoma Daily Index and Tacoma News Tribune and held a public hearing at the January 14, 2019 Board of Commissioners meeting.

Staff has verified that these vehicles exceed their useful life requirements for use in transit, will be replaced by new equipment or serve as a fleet reduction and are no longer required for use by Pierce Transit. A detailed list of the surplus vehicles is attached to the resolution.

STAFF RECOMMENDATION:

Declare fifty-six (56) Chevrolet Express 3500 vans, ten (10) Gillig 40' diesel buses, six (6) New Flyer 40' CNG buses, five (5) Ford Escape Hybrids, three (3) Dodge Grand Caravans, one (1) Chevrolet C1500 pickup truck, one (1) Chevrolet Silverado, one (1) Ford E350, and one (1) Ford F350 as surplus and authorize the sale or donation thereof.

ALTERNATIVES:

Do not declare the proposed vehicles as surplus and do not authorize the sale or donation thereof.

PROPOSED MOTION:

Approve Resolution No. 2019-004 declaring the vehicles presented in Exhibit A as surplus property and authorizing the sale or donation thereof.

RESOLUTION NO. 2019-004

1 A RESOLUTION of the Board of Commissioners of Pierce Transit Declaring Surplus of Fifty-Six (56) Chevrolet
2 Express 3500 Vans, Ten (10) Gillig 40' Diesel Buses, Six (6) New Flyer 40' CNG Buses, Five (5) Ford Escape
3 Hybrids, Three (3) Dodge Grand Caravans, One (1) Chevrolet C1500 Pickup Truck, One (1) Chevrolet Silverado,
4 One (1) Ford E350, and One (1) Ford F350 and Authorization for Sale or Donation Thereof

5
6 WHEREAS, Pierce Transit has fifty-six (56) Chevrolet Express 3500 vans, ten (10) Gillig 40' diesel buses,
7 six (6) New Flyer 40' CNG buses, five (5) Ford Escape Hybrids, three (3) Dodge Grand Caravans, one (1) Chevrolet
8 C1500 pickup truck, one (1) Chevrolet Silverado, one (1) Ford E350, and one (1) Ford F350 (Exhibit A) that need
9 to be declared surplus; and

10 WHEREAS, these vehicles are of an age and condition where they are no longer economical to maintain
11 and will be replaced or serve as a fleet reduction; and

12 WHEREAS, Pierce Transit published the notice of public hearing for the proposed sale of surplus vehicles
13 in the January 3, 2019 editions of the Tacoma Daily Index and Tacoma News Tribune; and

14 WHEREAS, on January 14, 2019 the Board of Commissioners held a public hearing on the proposed
15 sale of surplus vehicles; and

16 WHEREAS, by holding a public hearing on January 14, 2019, Pierce Transit has complied with the
17 provisions of RCW 39.33.020 Disposal of Surplus Property; and

18 WHEREAS, the Board of Commissioners of Pierce Transit finds it in the best interest of Pierce Transit to
19 declare the vehicles identified in Exhibit A and attached hereto to this resolution as surplus vehicles and
20 authorize the sale or donation of said property; and

21 NOW THEREFORE, BE IT RESOLVED by the Board of Commissioners of Pierce Transit as follows:

22 Section 1. The Board of Commissioners hereby declares the vehicles listed on Exhibit A to be surplus;
23 and

24 Section 2. Staff is authorized to sell to the public said surplus property that is not otherwise appropriate
25 for donation.

26 ADOPTED by the Board of Commissioners of Pierce Transit at their regular meeting thereof held on
27 the 11th day of February 2019.

1
2
3
4
5
6
7
8
9
10
11
12

PIERCE TRANSIT

Nancy Henderson, Chair
Board of Commissioners

ATTEST/AUTHENTICATED

Deanne Jacobson, CMC
Clerk of the Board

Pierce Transit Equipment to be Surplused

EXHIBIT A

1/7/19

Vehicle #	Year	Make	Model	VIN #	Lic#	LTD Miles
195	2004	NEW FLYER	C40LF CNG	5FYC2LP194U027168	72925C	638,017
200	2004	NEW FLYER	C40LF CNG	5FYC2LP124U027173	A9780C	633,960
201	2004	NEW FLYER	C40LF CNG	5FYC2LP144U027174	72935C	664,068
202	2004	NEW FLYER	C40LF CNG	5FYC2LP164U027175	72938C	645,301
204	2004	NEW FLYER	C40LF CNG	5FYC2LP1X4U027177	72937C	665,863
213	2005	NEW FLYER	C40LF CNG	5FYC4FP175C028046	75369C	642,634
2012	2007	CHEVROLET	C1500 XC	1GCEC19047E562051	80836C	82,955
2023	2011	FORD	F350	1FDRF3G64BEA47793	94718C	156,201
2024	2012	CHEVROLET	SILVERADO 3500	1GB3CZCG2CF228993	A2904C	137,634
2522	2009	FORD	ESCAPE HYB	1FMCU49379KB00485	89148C	138,941
2523	2009	FORD	ESCAPE HYB	1FMCU49399KB00486	89149C	175,408
2524	2009	FORD	ESCAPE HYB	1FMCU49309KB00487	89180C	170,458
2525	2009	FORD	ESCAPE HYB	1FMCU49329KB00488	89182C	123,724
2526	2009	FORD	ESCAPE HYB	1FMCU49349KB00489	89181C	152,819
2816	2007	DODGE	GRAND CARAVAN	1D4GP24E57B251304	80829C	160,398
4590	2001	FORD	E350	1FBSS31L81HB58963	85117C	88,493
7001	2005	DODGE	GRAND CARAVAN	2D4GP44L55R183742	B1623C	124,553
7009	2005	DODGE	GRAND CARAVAN	2D4GP44L45R183750	B1624C	123,872
7216	2007	CHEVROLET	EXPRESS 3500	1GAHG35U071194408	C1642C	148,396
7256	2010	CHEVROLET	EXPRESS 3500	1GA2GYDG0A1106558	RS08275	127,703
7257	2010	CHEVROLET	EXPRESS 3500	1GA2GYDG0A1106737	RS08240	115,158
7259	2010	CHEVROLET	EXPRESS 3500	1GA2GYDG1A1106536	RS08274	113,460
7260	2010	CHEVROLET	EXPRESS 3500	1GA2GYDG1A1110327	RS08241	122,148
7261	2010	CHEVROLET	EXPRESS 3500	1GA2GYDG2A1106397	RS08273	79,998
7263	2010	CHEVROLET	EXPRESS 3500	1GA2GYDG2A1106593	RS08276	94,297
7264	2010	CHEVROLET	EXPRESS 3500	1GA2GYDG2A1106657	RS08253	128,235
7265	2010	CHEVROLET	EXPRESS 3500	1GA2GYDG2A1106898	RS08223	92,344
7266	2010	CHEVROLET	EXPRESS 3500	1GA2GYDG3A1106523	RS08197	109,432
7267	2010	CHEVROLET	EXPRESS 3500	1GA2GYDG3A1107106	RS08224	122,858
7268	2010	CHEVROLET	EXPRESS 3500	1GA2GYDG3A1107140	RS08198	131,912

Pierce Transit Equipment to be Surplused

EXHIBIT A

1/7/19

Vehicle #	Year	Make	Model	VIN #	Lic#	LTD Miles
7269	2010	CHEVROLET	EXPRESS 3500	1GA2GYDG4A1106675	RS08254	108,963
7270	2010	CHEVROLET	EXPRESS 3500	1GA2GYDG4A1106837	RS08255	124,546
7271	2010	CHEVROLET	EXPRESS 3500	1GA2GYDG4A1107289	RS08199	89,922
7272	2010	CHEVROLET	EXPRESS 3500	1GA2GYDG4A1109141	RS08242	130,950
7273	2010	CHEVROLET	EXPRESS 3500	1GA2GYDG4A1110287	RS08243	134,330
7274	2010	CHEVROLET	EXPRESS 3500	1GA2GYDG5A1106572	RS08225	91,439
7275	2010	CHEVROLET	EXPRESS 3500	1GA2GYDG5A1106605	RS08277	126,430
7276	2010	CHEVROLET	EXPRESS 3500	1GA2GYDG5A1107267	RS08200	143,702
7277	2010	CHEVROLET	EXPRESS 3500	1GA2GYDG5A1107298	RS08201	121,293
7278	2010	CHEVROLET	EXPRESS 3500	1GA2GYDG5A1109908	RS08249	135,909
7280	2010	CHEVROLET	EXPRESS 3500	1GA2GYDG6A1109660	RS08244	95,038
7281	2010	CHEVROLET	EXPRESS 3500	1GA2GYDG6A1110775	RS08272	98,416
7284	2010	CHEVROLET	EXPRESS 3500	1GA2GYDG7A1107285	RS08203	114,669
7285	2010	CHEVROLET	EXPRESS 3500	1GA2GYDG8A1106789	RS08204	106,036
7286	2010	CHEVROLET	EXPRESS 3500	1GA2GYDG8A1106937	RS08205	107,750
7287	2010	CHEVROLET	EXPRESS 3500	1GA2GYDG8A1106954	RS08245	137,472
7289	2010	CHEVROLET	EXPRESS 3500	1GA2GYDG8A1110518	RS08270	131,299
7290	2010	CHEVROLET	EXPRESS 3500	1GA2GYDG8A1111071	RS08269	87,530
7291	2010	CHEVROLET	EXPRESS 3500	1GA2GYDG9A1106378	RS08206	131,743
7292	2010	CHEVROLET	EXPRESS 3500	1GA2GYDG9A1110981	RS08268	92,724
7293	2010	CHEVROLET	EXPRESS 3500	1GA2GYDGXA1106776	RS08207	103,915
7294	2010	CHEVROLET	EXPRESS 3500	1GA2GYDGXA1107037	RS08267	118,002
7295	2010	CHEVROLET	EXPRESS 3500	1GA2GYDGXA1107085	RS08208	131,763
7296	2010	CHEVROLET	EXPRESS 3500	1GA2GYDGXA1107233	RS08209	107,124
7297	2010	CHEVROLET	EXPRESS 3500	1GA2GYDGXA1107250	RS08538	120,928
7298	2010	CHEVROLET	EXPRESS 3500	1GA2G1DG0A1106549	RS08211	137,252
7299	2010	CHEVROLET	EXPRESS 3500	1GA2G1DG0A1106793	RS08266	115,102
7301	2010	CHEVROLET	EXPRESS 3500	1GA2G1DG3A1107002	RS08218	128,517
7302	2010	CHEVROLET	EXPRESS 3500	1GA2G1DG4A1106876	RS08219	134,337
7303	2010	CHEVROLET	EXPRESS 3500	1GA2G1DG5A1106515	RS08212	124,653

Pierce Transit Equipment to be Surplused

EXHIBIT A

1/7/19

Vehicle #	Year	Make	Model	VIN #	Lic#	LTD Miles
7304	2010	CHEVROLET	EXPRESS 3500	1GA2G1DG5A1107115	RS08213	126,660
7305	2010	CHEVROLET	EXPRESS 3500	1GA2G1DG5A1107163	RS08258	145,141
7306	2010	CHEVROLET	EXPRESS 3500	1GA2G1DG5A1107311	RS08259	120,161
7307	2010	CHEVROLET	EXPRESS 3500	1GA2G1DG6A1106393	RS08265	137,227
7308	2010	CHEVROLET	EXPRESS 3500	1GA2G1DG6A1107124	RS08260	121,254
7309	2010	CHEVROLET	EXPRESS 3500	1GA2G1DG7A1106497	RS08214	136,817
7310	2010	CHEVROLET	EXPRESS 3500	1GA2G1DG7A1106581	RS08215	124,791
7311	2010	CHEVROLET	EXPRESS 3500	1GA2G1DG7A1106967	RS08246	133,210
7312	2010	CHEVROLET	EXPRESS 3500	1GA2G1DG7A1107178	RS08220	121,145
7313	2010	CHEVROLET	EXPRESS 3500	1GA2G1DG7A1107276	RS08264	130,599
7315	2010	CHEVROLET	EXPRESS 3500	1GA2G1DG9A1106811	RS08247	123,313
7316	2010	CHEVROLET	EXPRESS 3500	1GA2G1DGXA1106946	RS08221	145,332
7318	2010	CHEVROLET	EXPRESS 3500	1GA2G1DGXA1107062	RS08263	142,965
7319	2010	CHEVROLET	EXPRESS 3500	1GA2G1DGXA1107319	RS08261	141,038
8020	1999	GILLIG	PHANTOM	15GCD211XX1089576	94535C	954,769
8021	1999	GILLIG	PHANTOM	15GCD2111X1089577	94536C	954,007
8034	1999	GILLIG	PHANTOM	15GCD2114X1089590	99621C	771,755
8035	1999	GILLIG	PHANTOM	15GCD2116X1089591	52084C	692,306
8043	1999	GILLIG	PHANTOM	15GCD2110X1089599	99622C	842,251
8044	1999	GILLIG	PHANTOM	15GCD2113X1089600	99623C	851,045
8055	1999	GILLIG	PHANTOM	15GCD2118X1089611	99624C	718,929
8057	1999	GILLIG	PHANTOM	15GCD2111X1089613	99626C	686,386
8059	1999	GILLIG	PHANTOM	15GCD2115X1089615	A9778C	665,817
8069	1999	GILLIG	PHANTOM	15GCD2118X1089625	53319C	762,752



Special Business

TITLE: Appointment of One Member to the Executive Finance Committee (EFC)

DIVISION: Executive

RELATED ACTION: N/A

SUBMITTED BY: Deanne Jacobson, Clerk of the Board

ATTACHMENTS: N/A

RELATION TO STRATEGIC PLAN: N/A

BUDGET INFORMATION: N/A

BACKGROUND:

With the departure of Commissioner Rick Talbert from the Pierce Transit Board, it is necessary that the Chair appoint one new committee member to the Executive Finance Committee.

Pursuant to Section 2.24.030 of the Pierce Transit Bylaws, committees of the Board shall be created from time to time by act of the voting members of the Board as needed to facilitate the conduct of business. Except where a motion is adopted with respect to a particular committee specifying a different method of appointment, the Chair shall make the appointments to such committees. At this time, it is appropriate for the Chair to appoint one member to the Executive Finance Committee.

As information, the EFC is comprised of four members of the Board of Commissioners. The Committee serves as a sounding board to the Agency on various policy matters and approves contracts up to its \$1,000,000 authority as established by the Board of Commissioners. The Committee currently meets the fourth Thursday of each month at 3:00 p.m. in the Rainier Conference Room of the Pierce Transit Training Center.

ALTERNATIVES:

None.

PROPOSED MOTION:

The Chair should appoint one new member to the Executive Finance Committee.

TITLE: A Resolution Appointing a Transit Representative and Alternate to the Puget Sound Regional Council Transportation Policy Board for Calendar Year 2019

DIVISION: Executive

SUBMITTED BY: Deanne Jacobson, Clerk of the Board

RELATED ACTION: N/A

ATTACHMENTS: Proposed Resolution

RELATION TO STRATEGIC PLAN: N/A

BUDGET INFORMATION: N/A

BACKGROUND:

In response to direction in the Federal Transportation Act MAP-21, in 2014 the PSRC Executive Board changed the structure of the Transportation Policy Board so that transit will be represented in a voting capacity. The new board structure eliminated the non-voting transit agency seats and added five voting seats: one regional seat for Sound Transit and one specifically designated local transit seat for each county. According to current PSRC Policy Board Appointment Policy, voting members must be elected officials, so all five seats and alternates must be filled with elected officials appointed by the transit boards to specifically represent transit interests. For the regional transit seat, the appointment will be made by the Sound Transit Board. For the countywide transit seats, the appointment will be made by the Board of the largest transit agency in the county, but the member will represent all transit interests and providers within the county. Pierce Transit serves as the largest transit agency in Pierce County.

Each year, the Pierce Transit Board of Commissioners elects a primary and alternate representative to serve on the Puget Sound Regional Council Transportation Policy Board. The term of these appointments shall be from January 1, 2019 through December 31, 2019. At the December 19, 2019 Board meeting, the Board agreed to hold off on making the appointment to this Board until February so that there would be a full complement of the Board. As information, in 2018 Commissioner Ryan Mello served as the primary representative and Commissioner Rick Talbert served as the alternate representative.

As information, the Transportation Policy Board advises the Executive Board of the Puget Sound Regional Council on transportation issues pursuant to federal and state legislation and appropriate related concerns of jurisdictions, citizens, and other interests. Transit-related work of the TPB includes, but is not limited to:

- Updating the metropolitan transportation plan, including transit elements (Transportation 2040 and successor documents),
- Recommending Executive Board action on federal transportation funds;
- Taking action on the findings of conformance to new Sound Transit System Plan before a public vote, as required by state law;
- Reviewing and commenting on annual transit coordination reports and other transit-related documents that are presented to the TPB; and
- Discussing and making recommendations on emerging transportation issues.

The PSRC Transportation Policy Board meets the second Thursday of each month from 9:30 – 11:30 a.m. at the Puget Sound Regional Council office located at 1011 Western Ave., 5th Floor, Seattle. The next meeting is Thursday, February 14, 2019.

Nomination and Election Process

1. Chair opens the floor to nominations.
2. After all nominations have been made, the Chair seeks a motion and second to close nominations.
3. The Chair should call for the vote on each nominee in the order in which they were nominated.
4. The first nominee to receive a majority vote is elected.

STAFF RECOMMENDATION: N/A

ALTERNATIVES: None

PROPOSED MOTION:

Approve Resolution No. 2019-005, authorizing the appointment of _____ to serve as the primary transit representative and _____ to serve as the alternate transit representative for the Puget Sound Regional Council Transportation Policy Board for calendar year 2019.

RESOLUTION NO. 2019-005

1 A RESOLUTION of the Board of Commissioners of Pierce Transit Appointing a Transit Representative and
2 Alternate to the Puget Sound Regional Council Transportation Policy Board for Calendar Year 2018
3

4 WHEREAS, the Puget Sound Regional Council (PSRC) has multiple committees including the
5 Transportation Policy Board (TPB); and

6 WHEREAS, pursuant to PSRC policy, Pierce Transit is the largest transit agency in Pierce County and
7 serves as the appointing authority for the transit TPB representative; and

8 WHEREAS, the Pierce Transit Board of Commissioners shall appoint a primary representative and an
9 alternate to the TPB; and

10 WHEREAS, the appointed representatives shall represent all transit interests and providers within the
11 county; and

12 NOW THEREFORE, BE IT RESOLVED by the Board of Commissioners of Pierce Transit as follows:

13 Section 1. The Board of Commissioners authorizes the appointment of _____ to
14 serve as the primary Pierce County transit representative to the Puget Sound Regional Council Transportation
15 Policy Board; and _____ to serve as the alternate Pierce County transit representative to
16 the Puget Sound Regional Council Transportation Policy Board for calendar year 2019.

17 ADOPTED by the Board of Commissioners of Pierce Transit at their regular meeting thereof held on
18 the 11th day of February 2019.

19 PIERCE TRANSIT

20
21 _____
22 Nancy Henderson, Chair
23 Board of Commissioners
24
25

26 ATTEST/AUTHENTICATED

27
28 _____
29 Deanne Jacobson, CMC
30 Clerk of the Board