

**Virtual Meeting Participation Information:**  
Dial: 1-253-215-8782 Meeting ID No. 83626450476  
Webinar link: <https://us02web.zoom.us/j/83626450476>

**Physical Meeting Location:**  
Pierce Transit Training Center  
3720 96<sup>th</sup> Street SW  
Lakewood, WA 98499

## Call to Order

## Roll Call

## Flag Salute and Land Acknowledgement

## Presentations

1. Honoring Jevon Eaglefeather for Operator of the Month for April 2024 Scott Gaines  
Assistant Transportation Manager

## Public Comment

*Citizens wishing to provide comment will be given up to three minutes to comment on transit-related matters regardless of whether it is an agenda item or not. The Chair, at his or her discretion, may reduce the comment time to allow sufficient time for the Board to conduct business.*

*To request to speak virtually during public comment, please press the Raise Hand button near the bottom of your Zoom window or press \*9 on your phone. If speaking in person, please sign in at the table at the back of the room. Your name or the last four digits of your phone number will be called out when it is your turn to speak. Written comments may also be emailed to [Djacobson@piercetransit.org](mailto:Djacobson@piercetransit.org).*

## Consent Agenda

1. Approval of Vouchers: April 1-30, 2024
2. Approval of Minutes: April 8, 2024
3. 2024 Q1 Report of Contracts Executed Over \$100,000 and Sole Source Contracts Over \$10,000

## Action Agenda

1. FS 2024-021, Authority to Amend the 2024 Capital Budget for Purposes of Increasing the Building 5 Specialized Transportation Redesign Project Monica Adams  
Sr. Project Manager
2. FS 2024-022, Authority to Execute Master Contract No. E2002 with Steelcase, Inc., in the Amount of \$744,000 for Furniture Systems and Space Planning Design Projects Monica Adams  
Sr. Project Manager

3. FS 2024-023, Authority to Purchase an Additional Eight (8) Budgeted Replacement Rideshare Vehicles Utilizing Washington State Department of Enterprise Services (DES) Contract No. 05916, Bringing the Purchase to Forty-Two (42) Rideshare Vehicles

Brenda Lacey  
Warranty Coordinator

### **Staff Updates**

1. CEO's Report
2. Customer Experience Related Actions: Accessible Bus Stop Signage Pilot Program

Mike Griffus  
Chief Executive Officer

Dezra Nauls  
Customer Experience Manager

### **Informational Items**

1. Chair Report
2. Sound Transit Update
3. Puget Sound Regional Council Transportation Policy Board Update
4. Committee Chair Reports
5. Commissioners' Comments

Chair Walker

Commissioner Kastama

Commissioner Mello

**Executive Session** – Potential Litigation, Pursuant to RCW 42.30.110 (1)(i)

### **Adjournment**

**Handouts:** 2024 Q1 Financial Report  
2024 Q1 Public Safety Report

Pierce Transit does not discriminate on the basis of disability in any of its programs, activities, or services. To request this information in an alternative format or to request a reasonable accommodation, please contact the Clerk's Office at 253.581.8066, before 4:00 p.m., no later than the Thursday preceding the Board meeting.

**PIERCE TRANSIT**  
**Board Payments Over \$50,000**  
**Payments From: Apr 1, 2024 to Apr 30, 2024**  
**Cash and Investment Balance: \$232,567,095.84**

Payment Numbers CK 00383069 through CK 00383244  
 Wire Numbers EFT 00016568 through EFT 00016792  
 No Advance Travel Checks  
 Total \$10,039,487.53

Payments in Excess of \$50,000 are as follows:

<b>Operating Fund</b>				
	<b>Check</b>	<b>Vendor</b>	<b>Item/Service</b>	<b>Amount</b>
CHK	00383119	UNIVERSAL PROTECTION SERVICE L	Security 1st Tr 03/01-03/28/24	147,853.72
CHK	00383165	ATU LOCAL 758 CORP	EE DED PP8 2024	54,950.54
CHK	00383170	CITY OF TACOMA	Refund for Payment error	59,350.00
CHK	00383211	US BANK NA	Misc Busn Expenses	70,887.47
CHK	00383219	CITY OF LAKEWOOD	Policing Svcs 03/24	56,342.50
EFT	00016592	PETROCARD INC	Diesel usage	73,584.70
EFT	00016611	EMPOWER	DEF COMP PP7 2024	78,429.26
EFT	00016612	ICMA RETIREMENT	DEF COMP CEO PP7 2024	257,625.62
EFT	00016638	FIRST TRANSIT INC	ADA Paratransit Svcs 03/24	913,818.30
EFT	00016678	US BANK CORPORATE PAYMENT SYST	Misc Busn Expenses	61,887.34
EFT	00016686	BRIDGESTONE AMERICA	TIRE MILES 03/24	64,480.29
EFT	00016716	SOUND TRANSIT SMART CARD CENTR	2023-4Q-057 Multi Svcs Q423	44,542.97
EFT	00016722	STRATAGEN SYSTEMS INC.	Maint Adept/IVR 05/24-12/24	57,209.70
EFT	00016730	UNITED ENERGY TRADING LLC	CNG Supply 03/24	71,967.19
EFT	00016731	VIA TRANSPORTATION INC	Gig Harbor Runner Svc 03/24	146,627.88
EFT	00016737	AWC EMPLOYEE BENEFIT TRUST	DENTAL PREM 04.24	1,345,071.95
EFT	00016738	EMPOWER	DEF COMP PP8 2024	75,294.88
EFT	00016739	ICMA RETIREMENT	DEF COMP CEO PP8 2024	249,234.81
EFT	00016752	CUMMINS INC	23533816 - FILTER; FILTER, FUE	89,834.70
EFT	00016771	PETROCARD INC	Diesel usage	77,655.57
EFT	00016780	SOUND TRANSIT	FARES COLLECTED 03/24	52,704.70
EFT	00016789	UNIVERSITY OF WASHINGTON TACOM	Behav Health Prj 11/23-02/24	53,377.17
<b>Payments for Fund 1 Total</b>				<b>\$ 4,102,731.26</b>
<b>Self Insurance Fund</b>				
	<b>Check</b>	<b>Vendor</b>	<b>Item/Service</b>	<b>Amount</b>
EFT	00016619	ALLIANT INSURANCE SERVICES INC	PREM W/C 04/01/24-04/01/25	102,279.00
<b>Payments for Fund 4 Total</b>				<b>\$ 102,279.00</b>
<b>Capital Fund</b>				
	<b>Check</b>	<b>Vendor</b>	<b>Item/Service</b>	<b>Amount</b>
CHK	00383148	PUGET PAVING & CONSTRUCTION	Construction Narrows P&R 02/24	162,075.25
EFT	00016574	CLARY LONGVIEW LLC	Ford Escape Supp 2860	186,158.90
EFT	00016596	SCHETKY NORTHWEST SALES INC	Eldorado Aerotech 5229	2,265,736.08
EFT	00016631	CONSTRUCT INC	Comfort Station SpanTC 3.24	373,279.67
EFT	00016716	SOUND TRANSIT SMART CARD CENTR	ngORCA 24-018 Consulting 03/24	20,800.28
EFT	00016758	HUITT-ZOLLARS INC	Prof Sv MOBI F/W 02/24/24	135,243.29
EFT	00016778	SCHETKY NORTHWEST SALES INC	Eldorado Ford Shuttle 5233	755,245.36
<b>Payments for Fund 9 Total</b>				<b>3,898,538.83</b>
<b>Total Payments in Excess of \$50,000.00</b>				<b>\$ 8,103,549.09</b>

May 2, 2024 10:07:12 AM

**Pierce Transit**  
**Payment Certification for Apr 30, 2024**  
**Payments Apr 1, 2024 to Apr 30, 2024**

Payment Numbers CK 00383069 through CK 00383244  
Wire Numbers EFT 00016568 through EFT 00016792  
No Advance Travel Checks

Bank ID	Check Numbe	Check Date	Amount	Vendor Name	Status	
01	CHK	00383069	04/04/2024	333.33	AMPLIFIED WIRELESS SOLUTIONS I	
01	CHK	00383070	04/04/2024	29.30	AT&T	
01	CHK	00383071	04/04/2024	2,620.30	ATU LOCAL 758 CORP	
01	CHK	00383072	04/04/2024	642.98	MIDWAY MUFFLER AND RADIATOR IN	
01	CHK	00383073	04/04/2024	119.33	BUNCE RENTALS INC	
01	CHK	00383074	04/04/2024	50.00	CALIFORNIA STATE DISBURSEMENT	
01	CHK	00383075	04/04/2024	485.29	CITY OF GIG HARBOR	
01	CHK	00383076	04/04/2024	550.00	CITY OF MILTON	
01	CHK	00383077	04/04/2024	2,998.38	COLONIAL SUPPLEMENTAL LIFE	
01	CHK	00383078	04/04/2024	421.34	COMCAST HOLDINGS CORPORATION	
01	CHK	00383079	04/04/2024	162.21	COMCAST HOLDINGS CORPORATION	
01	CHK	00383080	04/04/2024	162.21	COMCAST HOLDINGS CORPORATION	
01	CHK	00383081	04/04/2024	662.34	COMMITTEE ON POLITICAL EDUCATI	
01	CHK	00383082	04/04/2024	319.81	CONSERVE	
01	CHK	00383083	04/04/2024	1,928.20	DM RECYCLING CO INC	
01	CHK	00383084	04/04/2024	720.00	FIFE MILTON EDGEWOOD CHAMBER O	
01	CHK	00383085	04/04/2024	140.60	FRUITLAND MUTUAL WATER COMPANY	
01	CHK	00383086	04/04/2024	4,173.09	GENES TOWING CORP	
01	CHK	00383087	04/04/2024	8,241.16	GILCHRIST CHEVROLET BUICK GMC	
01	CHK	00383088	04/04/2024	7,843.90	HAROLD LEMAY ENTERPRISES	
01	CHK	00383089	04/04/2024	329.81	HAUGEN GRAPHICS	
01	CHK	00383090	04/04/2024	1,051.00	IAM & AW	
01	CHK	00383091	04/04/2024	220.00	INTERNAL REVENUE SERVICE	
01	CHK	00383092	04/04/2024	360.00	LEMAY MOBILE SHREDDING	
01	CHK	00383093	04/04/2024	835.28	SYNCHRONY BANK	
01	CHK	00383094	04/04/2024	1,116.41	M2 PROJECT LLC	
01	CHK	00383095	04/04/2024	1,015.00	MATERIALS TESTING & CONSULTING	
01	CHK	00383096	04/04/2024	61.09	MCMMASTER-CARR SUPPLY	
01	CHK	00383097	04/04/2024	512.31	MICHAEL G MALAIER	
01	CHK	00383098	04/04/2024	238.61	SIT TOOL CO INC	
01	CHK	00383099	04/04/2024	419.50	NH DEPT OF H&HS	
01	CHK	00383100	04/04/2024	1,395.68	NORTHWEST IAM BENEFIT TRUST	
01	CHK	00383101	04/04/2024	89.97	ODP BUSINESS SOLUTIONS LLC	
01	CHK	00383102	04/04/2024	242.98	AMERIDIAN INDUSTRIES LLC	
01	CHK	00383103	04/04/2024	47,811.00	PEASE CONSTRUCTION INC.	
01	CHK	00383104	04/04/2024	5,754.40	PIERCE COUNTY	
01	CHK	00383105	04/04/2024	71.40	PTBA PETTY CASH	
01	CHK	00383106	04/04/2024	57.20	REFRIGERATION SUPPLIES DISTRIB	
01	CHK	00383107	04/04/2024	872.67	SEQUOYAH ELECTRIC LLC	
01	CHK	00383108	04/04/2024	21.53	ROBERT MUSTAIN	
01	CHK	00383109	04/04/2024	755.87	OD SNIDER & SON INC	
01	CHK	00383110	04/04/2024	8,400.85	SM STEMPER ARCHITECTS PLLC	
01	CHK	00383111	04/04/2024	420.00	T-MOBILE	
01	CHK	00383112	04/04/2024	12.00	TODD ROSENBAUM	
01	CHK	00383113	04/04/2024	365.58	TRANSWORLD SYSTEMS INC	
01	CHK	00383114	04/04/2024	125.06	ULINE INC	
01	CHK	00383115	04/04/2024	1,119.26	UNITED SITE SERVICES OF NEVADA	
01	CHK	00383116	04/04/2024	1,145.00	UNITED WAY OF PIERCE COUNTY	
01	CHK	00383117	04/04/2024	37.50	WA ST DEPT OF SOCIAL & HEALTH	
01	CHK	00383118	04/04/2024	1,500.58	WURTH USA INC	
<b>01</b>	<b>CHK</b>	<b>00383119</b>	<b>04/11/2024</b>	<b>147,853.72</b>	<b>UNIVERSAL PROTECTION SERVICE L</b>	
01	CHK	00383120	04/11/2024	3,000.00	ASIA PACIFIC CULTURAL CENTER	
01	CHK	00383121	04/11/2024	1,657.25	CAPITOL CITY PRESS INC	
01	CHK	00383122	04/11/2024	245.24	CECCANTI INC	
01	CHK	00383123	04/11/2024	918.20	QWEST CORPORATION	
01	CHK	00383124	04/11/2024	77.61	QWEST CORPORATION	
01	CHK	00383125	04/11/2024	91.98	QWEST CORPORATION	
01	CHK	00383126	04/11/2024	30,233.59	CITY OF FEDERAL WAY	
01	CHK	00383127	04/11/2024	36,465.65	CITY OF PUYALLUP	
01	CHK	00383128	04/11/2024	167.21	COMCAST HOLDINGS CORPORATION	
01	CHK	00383129	04/11/2024	207.91	COMCAST HOLDINGS CORPORATION	
01	CHK	00383130	04/11/2024	138.62	COMMUNITY TRANSIT	
01	CHK	00383131	04/11/2024	3,750.00	SIMON AND COMPANY INC	
01	CHK	00383132	04/11/2024	114.13	DISH NETWORK LLC	
01	CHK	00383133	04/11/2024	1,082.83	GENES TOWING CORP	
01	CHK	00383134	04/11/2024	237.16	HOME DEPOT USA INC	
01	CHK	00383135	04/11/2024	134.00	JAMES GUERRERO ARCHITECT	
01	CHK	00383136	04/11/2024	218.00	KAISER FOUNDATION HEALTH PLAN	
01	CHK	00383137	04/11/2024	20.06	LANGUAGE LINE SERVICES	
01	CHK	00383138	04/11/2024	1,155.37	LEVEL 3 FINANCING INC	
01	CHK	00383139	04/11/2024	5,344.51	LEVEL 3 FINANCING INC	
01	CHK	00383140	04/11/2024	1,464.62	LOOMIS ARMORED US LLC	

01	CHK	00383141	04/11/2024	1,194.00	MATERIALS TESTING & CONSULTING
01	CHK	00383142	04/11/2024	121.05	MCMASTER-CARR SUPPLY
01	CHK	00383143	04/11/2024	14.00	MICHELLE WHITE
01	CHK	00383144	04/11/2024	1,266.15	JOHN JEROME HAVENS
01	CHK	00383145	04/11/2024	240.00	OCCUPATIONAL HEALTH CENTERS OF
01	CHK	00383146	04/11/2024	237.19	PENINSULA LIGHT COMPANY
01	CHK	00383147	04/11/2024	3,195.00	PREMIER MEDIA GROUP
<b>01</b>	<b>CHK</b>	<b>00383148</b>	<b>04/11/2024</b>	<b>162,075.25</b>	<b>PUGET PAVING &amp; CONSTRUCTION</b>
01	CHK	00383149	04/11/2024	2,285.96	PUGET SOUND COLLECTIONS INC
01	CHK	00383150	04/11/2024	1,044.22	PURCELL TIRE & RUBBER COMPANY
01	CHK	00383151	04/11/2024	39.00	ROBERT HUNTLEY
01	CHK	00383152	04/11/2024	9,815.00	SOURCE PANEL
01	CHK	00383153	04/11/2024	5,175.00	TACOMA PIERCE COUNTY CHAMBER O
01	CHK	00383154	04/11/2024	1,000.00	TACOMA URBAN LEAGUE
01	CHK	00383155	04/11/2024	370.00	TARA DUNFORD CPA
01	CHK	00383156	04/11/2024	138.98	TERMINIX INTERNATIONAL COMPANY
01	CHK	00383157	04/11/2024	156.63	TERMINIX INTERNATIONAL COMPANY
01	CHK	00383158	04/11/2024	15,000.00	THE SUPERLATIVE GROUP INC
01	CHK	00383159	04/11/2024	2,339.75	TRUVIEW BSI LLC
01	CHK	00383160	04/11/2024	2,578.13	UNITED SITE SERVICES OF NEVADA
01	CHK	00383161	04/11/2024	1,285.60	WALTER E NELSON CO
01	CHK	00383162	04/18/2024	336.00	ADRIAN JAFARI
01	CHK	00383163	04/18/2024	643.74	KARI OWEN
01	CHK	00383164	04/18/2024	109.07	AT&T
<b>01</b>	<b>CHK</b>	<b>00383165</b>	<b>04/18/2024</b>	<b>54,950.54</b>	<b>ATU LOCAL 758 CORP</b>
01	CHK	00383166	04/18/2024	50.00	CALIFORNIA STATE DISBURSEMENT
01	CHK	00383167	04/18/2024	336.00	CALVIN PACHECO
01	CHK	00383168	04/18/2024	9,251.16	QWEST CORPORATION
01	CHK	00383169	04/18/2024	493.04	CITY OF PUYALLUP
<b>01</b>	<b>CHK</b>	<b>00383170</b>	<b>04/18/2024</b>	<b>59,350.00</b>	<b>CITY OF TACOMA</b>
01	CHK	00383171	04/18/2024	8,163.13	CITY OF TACOMA
01	CHK	00383172	04/18/2024	1,822.17	CITY OF TACOMA
01	CHK	00383173	04/18/2024	541.23	COASTAL COMMERCE GROUP LLC
01	CHK	00383174	04/18/2024	162.17	COMCAST HOLDINGS CORPORATION
01	CHK	00383175	04/18/2024	162.17	COMCAST HOLDINGS CORPORATION
01	CHK	00383176	04/18/2024	366.71	CONSERVE
01	CHK	00383177	04/18/2024	8,393.58	ENERGY SYSTEMS MANAGEMENT/TRS
01	CHK	00383178	04/18/2024	22.79	FEDERAL EXPRESS CORPORATION
01	CHK	00383179	04/18/2024	1,443.26	GENES TOWING CORP
01	CHK	00383180	04/18/2024	3,915.96	GILCHRIST CHEVROLET BUICK GMC
01	CHK	00383181	04/18/2024	66.16	GLEN JOHNSON
01	CHK	00383182	04/18/2024	220.00	INTERNAL REVENUE SERVICE
01	CHK	00383183	04/18/2024	336.00	JARED MILES
01	CHK	00383184	04/18/2024	336.00	JUSTIN MILLER
01	CHK	00383185	04/18/2024	4,584.72	KELLEY CREATE CO
01	CHK	00383186	04/18/2024	29.00	KIMBERLY SCHULTZ
01	CHK	00383187	04/18/2024	5,162.52	LAKEWOOD WATER DISTRICT
01	CHK	00383188	04/18/2024	349.00	LETTER PUBLICATIONS
01	CHK	00383189	04/18/2024	4,508.72	LEVEL 3 FINANCING INC
01	CHK	00383190	04/18/2024	3,060.05	MATERIALS TESTING & CONSULTING
01	CHK	00383191	04/18/2024	129.75	MCMASTER-CARR SUPPLY
01	CHK	00383192	04/18/2024	139.50	METRO GLASS CO INC
01	CHK	00383193	04/18/2024	512.31	MICHAEL G MALAIER
01	CHK	00383194	04/18/2024	419.50	NH DEPT OF H&HS
01	CHK	00383195	04/18/2024	97.70	O'REILLY AUTO ENTERPRISES LLC
01	CHK	00383196	04/18/2024	52.66	ODP BUSINESS SOLUTIONS LLC
01	CHK	00383197	04/18/2024	37.07	WASHINGTON STATE SCHOOL FOR TH
01	CHK	00383198	04/18/2024	150.00	ASSOC FOR EDUC & REHAB OF VISU
01	CHK	00383199	04/18/2024	5,381.31	AMERIDIAN INDUSTRIES LLC
01	CHK	00383200	04/18/2024	289.87	PARKLAND LIGHT & WATER CO
01	CHK	00383201	04/18/2024	2,908.26	PIERCE COUNTY
01	CHK	00383202	04/18/2024	800.00	LEPS-PSS PLLC
01	CHK	00383203	04/18/2024	668.52	PURCELL TIRE & RUBBER COMPANY
01	CHK	00383204	04/18/2024	1,152.35	QUADIENT LEASING USA INC
01	CHK	00383205	04/18/2024	258.73	SHERWIN-WILLIAMS
01	CHK	00383206	04/18/2024	143.91	SOUND PUBLISHING
01	CHK	00383207	04/18/2024	441.56	TRANSWORLD SYSTEMS INC
01	CHK	00383208	04/18/2024	15.00	TROY WORMSBECKER
01	CHK	00383209	04/18/2024	120.19	ULINE INC
01	CHK	00383210	04/18/2024	1,130.00	UNITED WAY OF PIERCE COUNTY
<b>01</b>	<b>CHK</b>	<b>00383211</b>	<b>04/18/2024</b>	<b>70,887.47</b>	<b>US BANK NA</b>
01	CHK	00383212	04/18/2024	25.00	WA ST DEPT OF RETIREMENT SYSTE
01	CHK	00383213	04/18/2024	37.50	WA ST DEPT OF SOCIAL & HEALTH
01	CHK	00383214	04/18/2024	350.00	WA ST RIDESHARING ORGANIZATION
01	CHK	00383215	04/18/2024	423.83	J.L. WOODWARD CO INC
01	CHK	00383216	04/18/2024	592.62	WURTH USA INC
01	CHK	00383217	04/25/2024	1,955.38	BLACK & DECKER (US) INC
01	CHK	00383218	04/25/2024	122.75	BUILDERS EXCHANGE OF WASHINGTO
<b>01</b>	<b>CHK</b>	<b>00383219</b>	<b>04/25/2024</b>	<b>56,342.50</b>	<b>CITY OF LAKEWOOD</b>
01	CHK	00383220	04/25/2024	3,823.94	CITY OF TACOMA
01	CHK	00383221	04/25/2024	9,512.64	CWA INC
01	CHK	00383222	04/25/2024	1,851.58	DYNAMIC COLLECTORS INC

01	CHK	00383223	04/25/2024	2,357.45	ENERGY SYSTEMS MANAGEMENT/TRS
01	CHK	00383224	04/25/2024	22.32	FEDERAL EXPRESS CORPORATION
01	CHK	00383225	04/25/2024	1,115.14	FIRST RESPONDER OUTFITTERS INC
01	CHK	00383226	04/25/2024	2,749.23	GENES TOWING CORP
01	CHK	00383227	04/25/2024	26.51	GILCHRIST CHEVROLET BUICK GMC
01	CHK	00383228	04/25/2024	959.41	HAUGEN GRAPHICS
01	CHK	00383229	04/25/2024	44,661.17	HDR ENGINEERING INC
01	CHK	00383230	04/25/2024	993.90	MATERIALS TESTING & CONSULTING
01	CHK	00383231	04/25/2024	610.45	MCMMASTER-CARR SUPPLY
01	CHK	00383232	04/25/2024	902.80	O'REILLY AUTO ENTERPRISES LLC
01	CHK	00383233	04/25/2024	41.61	ODP BUSINESS SOLUTIONS LLC
01	CHK	00383234	04/25/2024	827.73	AMERIDIAN INDUSTRIES LLC
01	CHK	00383235	04/25/2024	421.07	PUGET SOUND ENERGY
01	CHK	00383236	04/25/2024	805.33	PURCELL TIRE & RUBBER COMPANY
01	CHK	00383237	04/25/2024	7,632.14	REX V PEGG FABRICS INC
01	CHK	00383238	04/25/2024	929.76	SCA PACIFIC INC
01	CHK	00383239	04/25/2024	8,408.70	OD SNIDER & SON INC
01	CHK	00383240	04/25/2024	919.72	ULINE INC
01	CHK	00383241	04/25/2024	2,115.29	UNITED FINANCE COMPANY
01	CHK	00383242	04/25/2024	2,014.48	UNITED SITE SERVICES OF NEVADA
01	CHK	00383243	04/25/2024	32,564.53	WA ST EMPLOYMENT SECURITY DEPT
01	CHK	00383244	04/25/2024	63.05	WALTER E NELSON CO
01	EFT	00016568	04/04/2024	2,384.93	AMAZON CAPITAL SERVICES INC
01	EFT	00016569	04/04/2024	1,422.22	ANIXTER INC
01	EFT	00016570	04/04/2024	198.51	ALASKA RUBBER GROUP, INC
01	EFT	00016571	04/04/2024	5,946.84	CONTINENTAL BATTERY COMPANY
01	EFT	00016572	04/04/2024	21,516.75	CENTRAL PUGET SOUND REGIONAL T
01	EFT	00016573	04/04/2024	328.46	CINTAS CORPORATION NO 2
01	<b>EFT</b>	<b>00016574</b>	<b>04/04/2024</b>	<b>186,158.90</b>	<b>CLARY LONGVIEW LLC</b>
01	EFT	00016575	04/04/2024	2,025.84	CLEVER DEVICES LTD
01	EFT	00016576	04/04/2024	1,007.37	COMMERCIAL BRAKE & CLUTCH
01	EFT	00016577	04/04/2024	37,905.41	CUMMINS INC
01	EFT	00016578	04/04/2024	26,319.94	GILLIG LLC
01	EFT	00016579	04/04/2024	2,781.33	GRAINGER
01	EFT	00016580	04/04/2024	494.22	GRANTLEY MARTELLY
01	EFT	00016581	04/04/2024	3,257.85	HERC RENTALS INC
01	EFT	00016582	04/04/2024	139.08	KENDRA BROKMAN
01	EFT	00016583	04/04/2024	1,148.78	KNOWBE4 INC
01	EFT	00016584	04/04/2024	3,451.97	MOHAWK MFG & SUPPLY
01	EFT	00016585	04/04/2024	374.37	MOTION INDUSTRIES, INC.
01	EFT	00016586	04/04/2024	5,112.59	MUNCIE RECLAMATION & SUPPLY CO
01	EFT	00016587	04/04/2024	1,272.80	NAVIA BENEFIT SOLUTIONS
01	EFT	00016588	04/04/2024	2,333.18	NEOPART TRANSIT LLC
01	EFT	00016589	04/04/2024	41.98	SRJ INVESTMENTS INC
01	EFT	00016590	04/04/2024	339.71	PEAK INDUSTRIAL INC
01	EFT	00016591	04/04/2024	842.16	PENNY GRELLIER
01	<b>EFT</b>	<b>00016592</b>	<b>04/04/2024</b>	<b>73,584.70</b>	<b>PETROCARD INC</b>
01	EFT	00016593	04/04/2024	140.27	PRINT NW
01	<b>EFT</b>	<b>00016594</b>	<b>04/04/2024</b>	<b>162,075.25</b>	<b>PUGET PAVING &amp; CONSTRUCTION</b> VOIDED
01	EFT	00016595	04/04/2024	60.43	ROMAINE ELECTRIC CORP
01	<b>EFT</b>	<b>00016596</b>	<b>04/04/2024</b>	<b>2,265,736.08</b>	<b>SCHETKY NORTHWEST SALES INC</b>
01	EFT	00016597	04/04/2024	900.17	SEATTLE AUTOMOTIVE DISTRIBUTIN
01	EFT	00016598	04/04/2024	89.61	SOUND TRANSIT SMART CARD CENTR
01	EFT	00016599	04/04/2024	710.34	SOUTH TACOMA GLASS
01	EFT	00016600	04/04/2024	11,025.82	STANDARD PARTS CORP
01	EFT	00016601	04/04/2024	1,759.34	STAPLES INC
01	EFT	00016602	04/04/2024	3,949.94	UNIVERSAL AUTO GROUP 1
01	EFT	00016603	04/04/2024	1,812.83	TACOMA SCREW PRODUCTS INC
01	EFT	00016604	04/04/2024	1,309.34	THE WWW WILLIAMS COMPANY LLC
01	EFT	00016605	04/04/2024	697.09	TINY'S TIRE
01	EFT	00016606	04/04/2024	17,766.78	THE AFTERMARKET PARTS CO LLC
01	EFT	00016607	04/04/2024	1,861.53	WAXIE SANITARY SUPPLY
01	EFT	00016608	04/04/2024	18,315.58	DOBBS HEAVY DUTY HOLDINGS LLC
01	EFT	00016609	04/04/2024	142.94	WOFSCO INC
01	EFT	00016610	04/04/2024	12,339.31	ASSOCIATED PETROLEUM
01	<b>EFT</b>	<b>00016611</b>	<b>04/05/2024</b>	<b>78,429.26</b>	<b>EMPOWER</b>
01	<b>EFT</b>	<b>00016612</b>	<b>04/05/2024</b>	<b>257,625.62</b>	<b>ICMA RETIREMENT</b>
01	EFT	00016613	04/05/2024	16,886.69	NAVIA BENEFIT SOLUTIONS
01	EFT	00016614	04/05/2024	15,401.95	TACOMA EMPLOYEES RETIREMENT SY
01	EFT	00016615	04/05/2024	5,534.91	WA ST CHILD SUPPORT REGISTRY
01	EFT	00016616	04/08/2024	150.00	BOBBYE EDMON
01	EFT	00016617	04/11/2024	23,135.00	AMERICAN CUSTODIAN INC
01	EFT	00016618	04/11/2024	9,183.67	ALL STARZ STAFFING AND CONSULT
01	<b>EFT</b>	<b>00016619</b>	<b>04/11/2024</b>	<b>102,279.00</b>	<b>ALLIANT INSURANCE SERVICES INC</b>
01	EFT	00016620	04/11/2024	11,143.46	AMAZON CAPITAL SERVICES INC
01	EFT	00016621	04/11/2024	11,024.29	ATWORK! COMMERCIAL ENTERPRISES
01	EFT	00016622	04/11/2024	516.67	BRANDY TUGGLE
01	EFT	00016623	04/11/2024	811.85	BRAUN CORPORATION
01	EFT	00016624	04/11/2024	4,291.92	BRIDGESTONE AMERICA
01	EFT	00016625	04/11/2024	1,835.47	PRECARE INC
01	EFT	00016626	04/11/2024	11,613.25	CENTRAL PUGET SOUND REGIONAL T
01	EFT	00016627	04/11/2024	21.67	PACIFIC WELDING SUPPLY INC

01	EFT	00016628	04/11/2024	7,355.53	CINTAS CORPORATION NO 2
01	EFT	00016629	04/11/2024	2,804.10	COGENT COMMUNICATIONS INC
01	EFT	00016630	04/11/2024	152.66	COMMERCIAL BRAKE & CLUTCH
<b>01</b>	<b>EFT</b>	<b>00016631</b>	<b>04/11/2024</b>	<b>373,279.67</b>	<b>CONSTRUCT INC</b>
01	EFT	00016632	04/11/2024	28,983.79	CUMMINS INC
01	EFT	00016633	04/11/2024	201.92	CUMMINS-ALLISON CORP
01	EFT	00016634	04/11/2024	18,268.34	CUSTOM EDGE INC
01	EFT	00016635	04/11/2024	250.00	CYBERSOURCE CORPORATION
01	EFT	00016636	04/11/2024	17,897.63	DELL MARKETING LP
01	EFT	00016637	04/11/2024	2,292.00	EASTER SEALS WASHINGTON
<b>01</b>	<b>EFT</b>	<b>00016638</b>	<b>04/11/2024</b>	<b>913,818.30</b>	<b>FIRST TRANSIT INC</b>
01	EFT	00016639	04/11/2024	1,626.55	FIVE9 INC
01	EFT	00016640	04/11/2024	10,968.93	SPX CORPORATION
01	EFT	00016641	04/11/2024	21,926.93	GILLIG LLC
01	EFT	00016642	04/11/2024	6,500.00	GORDON THOMAS HONEYWELL
01	EFT	00016643	04/11/2024	584.19	GRAINGER
01	EFT	00016644	04/11/2024	6,348.45	INTERCLEAN EQUIPMENT LLC
01	EFT	00016645	04/11/2024	1,178.29	LARSCO INC
01	EFT	00016646	04/11/2024	336.96	MALLORY SAFETY & SUPPLY LLC
01	EFT	00016647	04/11/2024	10,061.25	MAYES TESTING ENGINEERS INC
01	EFT	00016648	04/11/2024	9,053.52	MB ELECTRIC LLC
01	EFT	00016649	04/11/2024	507.80	DB PRINTING LLC
01	EFT	00016650	04/11/2024	2,904.49	MOHAWK MFG & SUPPLY
01	EFT	00016651	04/11/2024	2,345.64	MUNCIE RECLAMATION & SUPPLY CO
01	EFT	00016652	04/11/2024	19,527.34	NEOPART TRANSIT LLC
01	EFT	00016653	04/11/2024	770.04	PEAK INDUSTRIAL INC
01	EFT	00016654	04/11/2024	38,360.42	PETROCARD INC
01	EFT	00016655	04/11/2024	175.90	QUADIENT FINANCE USA INC
01	EFT	00016656	04/11/2024	165.00	RAINIER DELACRUZ
01	EFT	00016657	04/11/2024	465.71	SAMBA HOLDINGS INC
01	EFT	00016658	04/11/2024	99.09	SCOTT TUTTLE
01	EFT	00016659	04/11/2024	1,512.91	SEATTLE AUTOMOTIVE DISTRIBUTIN
01	EFT	00016660	04/11/2024	5,829.60	SHI INTERNATIONAL CORP
01	EFT	00016661	04/11/2024	1,484.15	SIR SPEEDY
01	EFT	00016662	04/11/2024	13,025.36	SOUND TRANSIT SMART CARD CENTR
01	EFT	00016663	04/11/2024	17,375.00	SOUTH SOUND 911
01	EFT	00016664	04/11/2024	1,116.41	STAPLES INC
01	EFT	00016665	04/11/2024	1,041.77	STELLAR INDUSTRIAL SUPPLY INC
01	EFT	00016666	04/11/2024	1,971.45	TACOMA SCREW PRODUCTS INC
01	EFT	00016667	04/11/2024	509.92	TENNANT SALES AND SERVICE COMP
01	EFT	00016668	04/11/2024	4,071.87	THE WW WILLIAMS COMPANY LLC
01	EFT	00016669	04/11/2024	697.09	TINY'S TIRE
01	EFT	00016670	04/11/2024	9,761.87	THE AFTERMARKET PARTS CO LLC
01	EFT	00016671	04/11/2024	2,803.33	UNITED RENTALS (NORTH AMERICA)
01	EFT	00016672	04/11/2024	3,544.50	WA ST AUDITOR'S OFFICE
01	EFT	00016673	04/11/2024	7,056.69	INFORMATICS HOLDINGS INC
01	EFT	00016674	04/11/2024	17,829.68	DOBBS HEAVY DUTY HOLDINGS LLC
01	EFT	00016675	04/11/2024	402.05	WOFSCO INC
01	EFT	00016676	04/11/2024	41,336.29	ASSOCIATED PETROLEUM
01	EFT	00016677	04/11/2024	975.00	WASHINGTON STATE TRANSIT ASSOC
<b>01</b>	<b>EFT</b>	<b>00016678</b>	<b>04/15/2024</b>	<b>64,353.84</b>	<b>US BANK CORPORATE PAYMENT SYST</b>
01	EFT	00016679	04/18/2024	4,902.00	22ND CENTURY TECHNOLOGIES INC
01	EFT	00016680	04/18/2024	358.88	AIRGAS INC
01	EFT	00016681	04/18/2024	9,011.70	ALL STARZ STAFFING AND CONSULT
01	EFT	00016682	04/18/2024	6,429.90	AMAZON CAPITAL SERVICES INC
01	EFT	00016683	04/18/2024	4,667.24	ANGI ENERGY SYSTEMS
01	EFT	00016684	04/18/2024	308.17	CONTINENTAL BATTERY COMPANY
01	EFT	00016685	04/18/2024	400.00	BOBBYE EDMON
<b>01</b>	<b>EFT</b>	<b>00016686</b>	<b>04/18/2024</b>	<b>64,480.29</b>	<b>BRIDGESTONE AMERICA</b>
01	EFT	00016687	04/18/2024	7,642.48	CINTAS CORPORATION NO 2
01	EFT	00016688	04/18/2024	6,859.23	CLEVER DEVICES LTD
01	EFT	00016689	04/18/2024	109.27	COMMERCIAL BRAKE & CLUTCH
01	EFT	00016690	04/18/2024	2,000.00	CONFLICT MANAGEMENT STRATEGIES
01	EFT	00016691	04/18/2024	26,452.42	CUMMINS INC
01	EFT	00016692	04/18/2024	6,657.90	DELL MARKETING LP
01	EFT	00016693	04/18/2024	11,994.32	DRUG FREE BUSINESS
01	EFT	00016694	04/18/2024	19,074.83	GALLUP INC
01	EFT	00016695	04/18/2024	34,972.63	GILLIG LLC
01	EFT	00016696	04/18/2024	802.80	GRAINGER
01	EFT	00016697	04/18/2024	152.10	KEYSTONE AUTOMOTIVE INDUSTRIES
01	EFT	00016698	04/18/2024	45,172.26	LAKEVIEW LIGHT & POWER CO
01	EFT	00016699	04/18/2024	165.15	LARSEN SIGN COMPANY
01	EFT	00016700	04/18/2024	12.00	MICHAEL CHAPMAN
01	EFT	00016701	04/18/2024	3,237.04	MOHAWK MFG & SUPPLY
01	EFT	00016702	04/18/2024	127.38	MOOD MEDIA NORTH AMERICA HOLDI
01	EFT	00016703	04/18/2024	766.43	MOTION INDUSTRIES, INC.
01	EFT	00016704	04/18/2024	3,094.46	MUNCIE RECLAMATION & SUPPLY CO
01	EFT	00016705	04/18/2024	42,998.33	NEOPART TRANSIT LLC
01	EFT	00016706	04/18/2024	100.68	OUTFITTER SATELLITE INC
01	EFT	00016707	04/18/2024	8,592.50	PACIFICA LAW GROUP LLP
01	EFT	00016708	04/18/2024	38,708.15	PETROCARD INC
01	EFT	00016709	04/18/2024	21,211.35	PHOTOSHELTER INC

01	EFT	00016710	04/18/2024	628.71 VIVASOURCE INC
01	EFT	00016711	04/18/2024	2,191.03 PRINT NW
01	EFT	00016712	04/18/2024	320.35 ROMAINE ELECTRIC CORP
01	EFT	00016713	04/18/2024	485.62 REGINALD REESE
01	EFT	00016714	04/18/2024	9,057.83 RIGHT! SYSTEMS INC
01	EFT	00016715	04/18/2024	1,619.49 SEATTLE AUTOMOTIVE DISTRIBUTIN
01	<b>EFT</b>	<b>00016716</b>	<b>04/18/2024</b>	<b>65,343.25 SOUND TRANSIT SMART CARD CENTR</b>
01	EFT	00016717	04/18/2024	3,674.91 SPORTWORKS GLOBAL LLC
01	EFT	00016718	04/18/2024	1,007.65 STANDARD PARTS CORP
01	EFT	00016719	04/18/2024	37.71 STERICYCLE INC
01	EFT	00016720	04/18/2024	15.00 STEVE ADAMS
01	EFT	00016721	04/18/2024	148.85 STEVE BOHRER
01	<b>EFT</b>	<b>00016722</b>	<b>04/18/2024</b>	<b>57,209.70 STRATAGEN SYSTEMS INC.</b>
01	EFT	00016723	04/18/2024	8,918.16 SUMMIT LAW GROUP PLLC
01	EFT	00016724	04/18/2024	5,458.15 TACOMA COMMUNITY COLLEGE
01	EFT	00016725	04/18/2024	4,354.05 UNIVERSAL AUTO GROUP 1
01	EFT	00016726	04/18/2024	76.00 TACOMA RUBBER STAMP & MARKING
01	EFT	00016727	04/18/2024	414.02 TACOMA SCREW PRODUCTS INC
01	EFT	00016728	04/18/2024	11,316.31 THE WW WILLIAMS COMPANY LLC
01	EFT	00016729	04/18/2024	15,726.31 THE AFTERMARKET PARTS CO LLC
01	<b>EFT</b>	<b>00016730</b>	<b>04/18/2024</b>	<b>71,967.19 UNITED ENERGY TRADING LLC</b>
01	<b>EFT</b>	<b>00016731</b>	<b>04/18/2024</b>	<b>146,627.88 VIA TRANSPORTATION INC</b>
01	EFT	00016732	04/18/2024	11,866.79 DOBBS HEAVY DUTY HOLDINGS LLC
01	EFT	00016733	04/18/2024	190.65 WILLIAM SERENBETZ
01	EFT	00016734	04/18/2024	44,104.09 ASSOCIATED PETROLEUM
01	EFT	00016735	04/18/2024	1,574.30 ZAYO GROUP HOLDINGS INC
01	EFT	00016736	04/22/2024	9,915.80 WA ST DEPT OF REVENUE
01	<b>EFT</b>	<b>00016737</b>	<b>04/19/2024</b>	<b>1,345,071.95 AWC EMPLOYEE BENEFIT TRUST</b>
01	<b>EFT</b>	<b>00016738</b>	<b>04/19/2024</b>	<b>75,294.88 EMPOWER</b>
01	<b>EFT</b>	<b>00016739</b>	<b>04/19/2024</b>	<b>249,234.81 ICMA RETIREMENT</b>
01	EFT	00016740	04/19/2024	16,669.39 NAVIA BENEFIT SOLUTIONS
01	EFT	00016741	04/19/2024	15,463.49 TACOMA EMPLOYEES RETIREMENT SY
01	EFT	00016742	04/19/2024	5,509.91 WA ST CHILD SUPPORT REGISTRY
01	EFT	00016743	04/25/2024	2,111.89 A & E IMAGING
01	EFT	00016744	04/25/2024	3,200.00 AMERICAN CUSTODIAN INC
01	EFT	00016745	04/25/2024	4,505.85 ALL STARZ STAFFING AND CONSULT
01	EFT	00016746	04/25/2024	15,244.58 AMAZON CAPITAL SERVICES INC
01	EFT	00016747	04/25/2024	387.72 CONTINENTAL BATTERY COMPANY
01	EFT	00016748	04/25/2024	113.40 BRAUN CORPORATION
01	EFT	00016749	04/25/2024	14,526.00 CABBROS CLEANING SERVICE LLC
01	EFT	00016750	04/25/2024	512.17 CINTAS CORPORATION NO 2
01	EFT	00016751	04/25/2024	1,400.00 COACHING SYSTEMS LLC
01	<b>EFT</b>	<b>00016752</b>	<b>04/25/2024</b>	<b>89,834.70 CUMMINS INC</b>
01	EFT	00016753	04/25/2024	4,462.01 DIAMOND PARKING SERVICES LLC
01	EFT	00016754	04/25/2024	488.65 TRUCKPRO HOLDING CORPORTATION
01	EFT	00016755	04/25/2024	30,750.97 GALLS LLC
01	EFT	00016756	04/25/2024	21,001.25 GILLIG LLC
01	EFT	00016757	04/25/2024	904.50 GRAINGER
01	<b>EFT</b>	<b>00016758</b>	<b>04/25/2024</b>	<b>135,243.29 HUITT-ZOLLARS INC</b>
01	EFT	00016759	04/25/2024	3,174.23 INTERCLEAN EQUIPMENT LLC
01	EFT	00016760	04/25/2024	19,581.00 RONALD E JENSEN & JAMES W JENS
01	EFT	00016761	04/25/2024	356.72 TYCO FIRE & SECURITY (US) MANA
01	EFT	00016762	04/25/2024	543.99 KENDRA BROKMAN
01	EFT	00016763	04/25/2024	3,885.85 KEYSTONE AUTOMOTIVE INDUSTRIES
01	EFT	00016764	04/25/2024	5,700.00 LEARNING TECHNOLOGIES GROUP IN
01	EFT	00016765	04/25/2024	1,880.89 MALLORY SAFETY & SUPPLY LLC
01	EFT	00016766	04/25/2024	1,720.72 MICHAEL GRIFFUS
01	EFT	00016767	04/25/2024	664.51 MOHAWK MFG & SUPPLY
01	EFT	00016768	04/25/2024	148.80 MOTION INDUSTRIES, INC.
01	EFT	00016769	04/25/2024	2,587.15 MUNCIE RECLAMATION & SUPPLY CO
01	EFT	00016770	04/25/2024	35.10 NEOPART TRANSIT LLC
01	<b>EFT</b>	<b>00016771</b>	<b>04/25/2024</b>	<b>77,655.57 PETROCARD INC</b>
01	EFT	00016772	04/25/2024	6,403.79 QUALITY BUSINESS SYSTEMS INC
01	EFT	00016773	04/25/2024	688.01 QUALITY PRESS
01	EFT	00016774	04/25/2024	450.27 ROMAINE ELECTRIC CORP
01	EFT	00016775	04/25/2024	359.76 RICARDO COVARRUBIAS
01	EFT	00016776	04/25/2024	1,632.74 RIGHT! SYSTEMS INC
01	EFT	00016777	04/25/2024	192.29 RYAN WHEATON
01	<b>EFT</b>	<b>00016778</b>	<b>04/25/2024</b>	<b>755,245.36 SCHETKY NORTHWEST SALES INC</b>
01	EFT	00016779	04/25/2024	1,073.57 SEATTLE AUTOMOTIVE DISTRIBUTIN
01	<b>EFT</b>	<b>00016780</b>	<b>04/25/2024</b>	<b>52,704.70 SOUND TRANSIT</b>
01	EFT	00016781	04/25/2024	1,028.22 SOUND TRANSIT SMART CARD CENTR
01	EFT	00016782	04/25/2024	17,094.67 STANDARD PARTS CORP
01	EFT	00016783	04/25/2024	2,166.84 UNIVERSAL AUTO GROUP 1
01	EFT	00016784	04/25/2024	1,082.86 TACOMA SCREW PRODUCTS INC
01	EFT	00016785	04/25/2024	5,697.89 THE WW WILLIAMS COMPANY LLC
01	EFT	00016786	04/25/2024	165.00 THOMAS HARPER
01	EFT	00016787	04/25/2024	1,167.45 TINY'S TIRE
01	EFT	00016788	04/25/2024	6,334.30 THE AFTERMARKET PARTS CO LLC
01	<b>EFT</b>	<b>00016789</b>	<b>04/25/2024</b>	<b>53,377.17 UNIVERSITY OF WASHINGTON TACOM</b>
01	EFT	00016790	04/25/2024	907.21 WAXIE SANITARY SUPPLY
01	EFT	00016791	04/25/2024	14,493.54 DOBBS HEAVY DUTY HOLDINGS LLC



01

EFT

00016792 04/25/2024

577.86 ZAYO GROUP HOLDINGS INC

**Total Payments**

**\$10,039,487.53**

**PIERCE TRANSIT  
BOARD OF COMMISSIONERS  
REGULAR BOARD MEETING MINUTES**

**April 8, 2024**

**CALL TO ORDER**

Vice Chair Whalen called the regular board meeting to order at 4:02 p.m.

**ROLL CALL**

Commissioners present:

Marty Campbell, Pierce County Councilmember  
Olgy Diaz, City of Tacoma Councilmember  
Doug Fagundes, City of Fife Councilmember,  
*(representing Fife/Milton/Pacific/Auburn/Gig Harbor Ruston/Steilacoom)*  
John Hines, City of Tacoma Deputy Mayor  
John Hoheusle, President of ATU 758, Represents IAM and ATU  
Jim Kastama, City of Puyallup Mayor *(representing Edgewood and Puyallup)*  
Ryan Mello, Pierce County Councilmember  
Shannon Reynolds, City of Fircrest Councilmember *(representing Fircrest and University Place)*  
Jason Whalen, Vice Chair, City of Lakewood Mayor

Commissioners excused:

Kristina Walker, Chair, City of Tacoma Councilmember

Staff present:

Amy Cleveland, Chief Administrative Officer  
Deanne Jacobson, Clerk of the Board  
Dustin Annis, Deputy Clerk of the Board  
Abraham Weill, Counsel from KL Gates

**LAND ACKNOWLEDGMENT AND FLAG SALUTE**

Vice Chair Whalen led attendees in the land acknowledgment, followed by the flag salute.  
*[Commissioner Reynolds arrived at approximately 4:03 p.m.]*

**OPENING REMARKS AND HOUSEKEEPING ITEMS**

Vice Chair Whalen welcomed board members, staff, and citizens to the meeting and provided attendees with instructions for meeting participation.

Vice Chair Whalen reported that Item No. 3 under the Action Agenda relating to the Tacoma Rescue Mission's Good Neighbor Village project is being pulled from the agenda, noting that in its place, CEO Griffus will be providing a letter to the organization and staff will work on exploring potential opportunities for collaboration on transportation needs for housing projects in the future.

## **PRESENTATIONS**

### **1. Honoring Marty Van Scyoc for Operator of the Month for March 2024.**

Assistant Transportation Manager Scott Gaines honored Marty Van Scyoc for being selected Operator of the Month for March 2024. He detailed his accomplishments, and applauded Mr. Van Scyoc for his years of accident-free driving and for providing excellent customer service to Pierce Transit customers.

On behalf of the Board, Vice Chair Whalen congratulated Mr. Van Scyoc for his achievement.

### **2. 2024 Q1 Community Transportation Advisory Group (CTAG) Update**

CTAG member Deirdre Maxwell provided an overview of the work the CTAG has engaged in during Q1 of 2024. She talked about the possibility of a joint Board-CTAG meeting and encouraged commissioners to attend CTAG meetings.

On behalf of the Board, Vice Chair Whalen thanked Ms. Maxwell and the other members of CTAG for their service on the committee.

## **PUBLIC COMMENT**

Vice Chair Whalen provided participation instructions to the public and opened public comment.

Trevon Parish, Stadium High student and Tacoma Community College Running Start student, spoke about the disadvantages that have been created due to the recent removal of the Route 63 during the last service change. He spoke in favor of revising the Route 63 so that it travels to more meaningful places and better served students and elderly people.

## **CONSENT AGENDA**

*(Items listed below were distributed to Commissioners in advance for reading and study and are enacted with one motion. Item(s) may be moved to the Action Agenda at the request of a commissioner.)*

Commissioners Kastama and Hines **moved** and seconded to approve the consent agenda as presented.

Motion **carried**, 8-0.

1. Approval of Vouchers, March 1-31, 2024  
Operating Fund #10  
Self-Insurance Fund #40  
Capital Fund #90  
Payment Nos. 382867 through 383068  
Wire Nos. 16305 through 16567

No Advance Travel Checks  
Total \$7,296,705.74

2. Approval of Minutes: March 11, 2024
3. FS 2024-015, Authorized the Chief Executive Officer to increase to the contract spending authority by \$175,835 with Via Transportation, Contract No. 1214, to extend the service years of the contract for a total contract spending authority of \$321,631.50.
4. FS 2024-016, Authorize the Chief Executive Officer to increase the contract spending authority by \$438,140 with Genfare, Contract No. 1036, to extend the service years for Farebox System Software Maintenance and Support Services, for a total contract spending authority of \$707,224.
5. FS 2024-017, Authorized the Chief Executive Officer to increase the contract spending authority by \$2,250,000 with Software House International, Contract No. 1210, to extend the service years of the Microsoft Enterprise Services License Agreement for a total contract spending authority of \$4,470,291.

### **ACTION AGENDA**

1. **FS 2024-018, Authorize the Chief Executive Officer to Enter into and Execute a Contract with Bridgestone Americas Tire Operations, LLC, Contract No. 1884, for Tire Lease and Services for a Contract Spending Authority Amount of \$5,805,152**

Fleet Manager Marah Harris presented on the item and noted that the proposed contract covers approximately 1800 tires and gave an overview of the services that will be covered. She gave an overview of the bid process.

Commissioners Mello and Fagundes **moved** and seconded to authorize the Chief Executive Officer to enter into and execute a contract with Bridgestone Americas Tire Operations, LLC, Contract No. 1884, for Tire Lease and Services for a contract spending authority amount of \$5,805,152.

Motion **carried**, 8-0.

2. **FS 2024-019, Approve Resolution No. 2024-006, Authorizing two (2) Wellness Days for Qualifying Non-Represented and IAM Represented Employees Starting January 2025.**

Human Resources Manager Tara Schaak presented on the item. She reported that Pierce Transit received the AWC WellCity award and the Golden Apple award. She advised the agency is recommending two Wellness Days be added as an additional benefit for qualifying non-represented and IAM represented employees. She reviewed the eligibility requirements and noted that this incentive would strengthen the Wellness program and support the employee program.

Commissioners Fagundes and Campbell **moved** and seconded to approve Resolution No. 2024-006, authorizing two (2) Wellness Days for qualifying non-represented and IAM represented employees starting January 2025.

Motion **carried**, 8-0.

~~3. A Resolution of the Board of Commissioners of Pierce Transit Supporting Transportation Options for the Tacoma Rescue Mission's Good Neighbor Village Project in Pierce County [Removed from agenda]~~

## **STAFF UPDATES**

### **1. CEO'S Report**

Acting CEO Amy Cleveland reported on the following items:

- The Gig Harbor Runner Service Ribbon Cutting Ceremony held of April 1 went well. She thanked staff for the good planning and coordination work done to make the event a success and thanked Vice Chair Whalen for speaking on behalf of Pierce Transit.
- Reminded the commissioners of the Stream Community Line Ribbon Cutting Ceremony will be held Monday, April 22 at 12:00 p.m. at the Tacoma Dome Station.
- Reported that Pierce Transit's Wellness Program was recently selected for the Association of Washington Cities (AWC) Golden Apple Award. Pierce Transit was just one of two agencies who received this award. The award recognizes agencies with outstanding Wellness programs. She thanked the agency's Wellness Team for making the program a success.
- Announced that Pierce Transit will be holding an Art Contest for students K-12 through April 30, and provided submission details along with winning prize information.
- She reported that on March 31 Pierce Transit implemented the most significant service change in seven years.

Planning Manager Tina Lee provided additional service change details, highlighting the successes of the service change and discussed some of the challenges that still exist with regards to Runner service and for residents who have been impacted by the routes that were eliminated. It was noted that the Stream Enhanced Bus Route is realizing a travel time savings of approximately 15-20 minutes depending on the time of day.

Upon inquiry from Commissioner Hines, Ms. Lee confirmed that the Stream corridor will eventually utilize additional time savings benefits once the Transit Signal Prioritizing infrastructure is installed.

## **2. Update on Customer Experience Related Actions**

Interim Community Development Director Nathan BeVelle provided an overview of the agency's community Outreach Plan, discussing upcoming planned events with business and community groups as well as upcoming fairs and community festivals. He reported that the agency is focused on strengthening community relationships and making new contacts for further collaboration.

## **INFORMATIONAL BOARD ITEMS**

### **1. Chair's Report**

Vice Chair Whalen reported on the following:

The next Service Delivery and Capital Committee is scheduled for April 18<sup>th</sup> at 3:00 p.m.

### **2. Sound Transit Update**

Commissioner Kastama reported on the following:

Advised that Sound Transit will need to make a pivotal decision about the South Lake Union location. The decision may be controversial as businesses may need to be relocated.

### **3. Puget Sound Regional Council Transportation Policy Board (TPB) Update**

Commissioner Mello reported the committee will meet April 11<sup>th</sup> and reported on the discussion items that will occur at this meeting. He also noted that PSRC is gearing up to update the Regional Transportation Plan, noting the Plan is updated every four years.

### **4. Committee Chair Reports**

Commissioner Mello reviewed the business conducted during the March 21 Executive Finance Committee meeting and reported that Commissioner Walker was elected Chair and Commissioner Campbell was elected vice chair.

### **5. Commissioners' Comments**

Commissioner Hines expressed his excitement that Pierce Transit finally achieved enough operators to run the current level of service and noted that he looks forward to more people joining the Pierce Transit workforce.

## **EXECUTIVE SESSION**

There was no executive session held.

**ADJOURMENT**

Commissioners Mello and Fagundes **moved** and seconded to adjourn the meeting at 4:47 p.m.

Motion **carried**, 8-0.

---

Deanne Jacobson  
Clerk of the Board

---

Kristina Walker, Chair  
Board of Commissioners

# 1st Quarter 2024 Contracts Report

Report to Board of Commissioners  
 Sole Source Over \$10,000 Approved by the CEO  
 Contracts and Amendments - \$100,000 to \$200,000 Approved by the CEO

Sole Source Over \$10,000 Awarded from 01/01/24 through 03/31/24			
Name & Contract #	Explanation	Amount	Eff. Date
DKS Associates 1838	Transit Signal Priority Design Engineering Services	\$199,220.00	01/17/24
Parametrix Engineering E1928	SCADA System – Monitoring CNG Fuel Facility	\$20,110.00	02/08/24
Pacifica Law Group E1963	Legal Services to support Stream Community Line Project	\$100,000.00	04/03/24
Handi Hut E2000	Solar lighting for Stream Community Line Bus Shelters	\$49,075.00	04/17/24
Contracts and Amendments - \$100,000 to \$200,000 awarded from 01/01/24 through 03/31/24			
Name & Contract #	Explanation	Amount	Eff. Date
Trimble E1921	e-Builder Project Management Information System Software Subscription for 2024	\$128,879.80	02/01/24
University of Washington, Tacoma E1792	HART Behavioral Health partner	\$195,000.00	02/06/24
EMC Research E1830	Market Research	\$200,000.00	02/28/24

**Sole Source:** A circumstance when the vendor is the sole provider of licensed or patented goods or services or has specialized knowledge or skill needed for a project when there is limited time and vendors with the expertise.

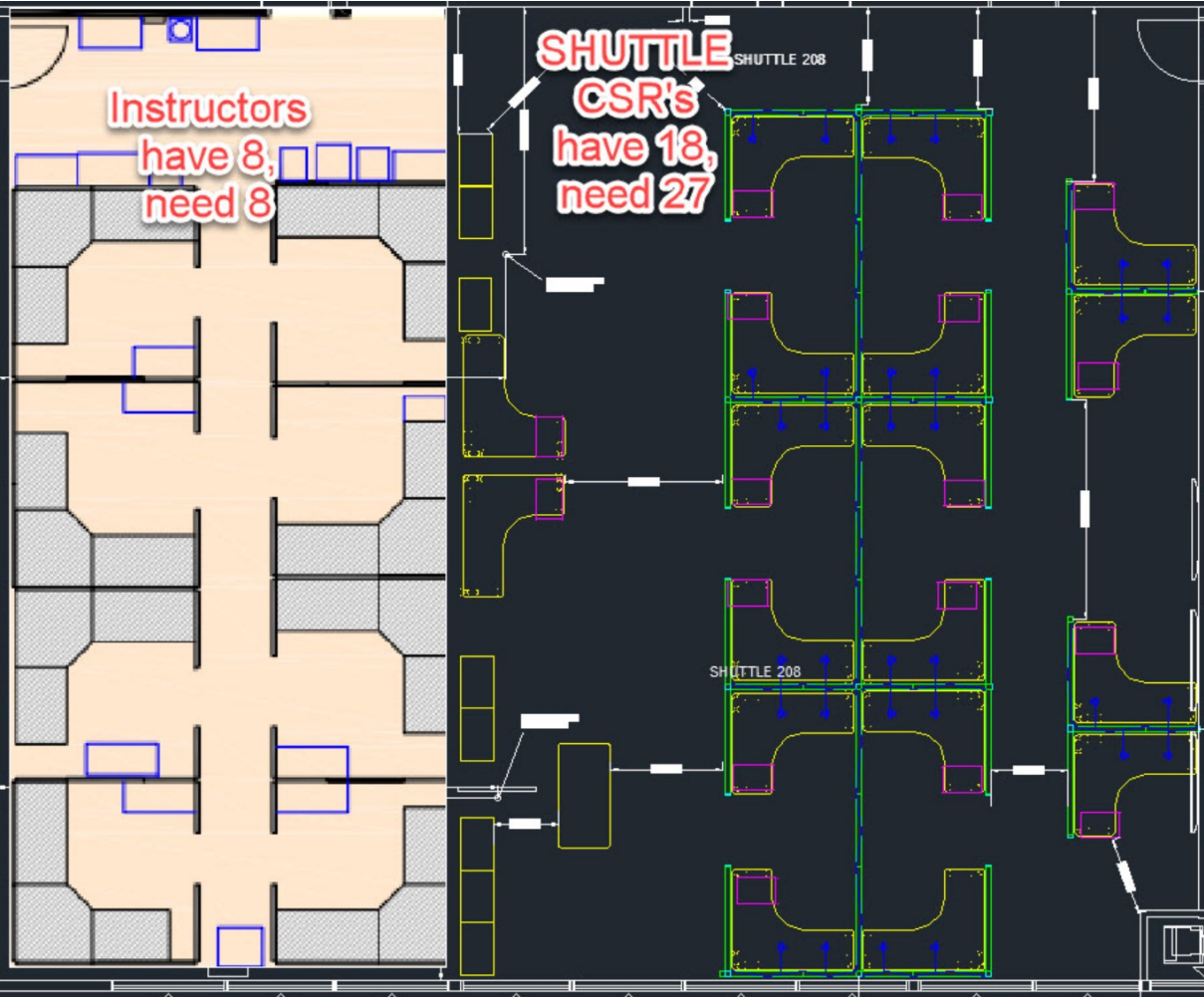




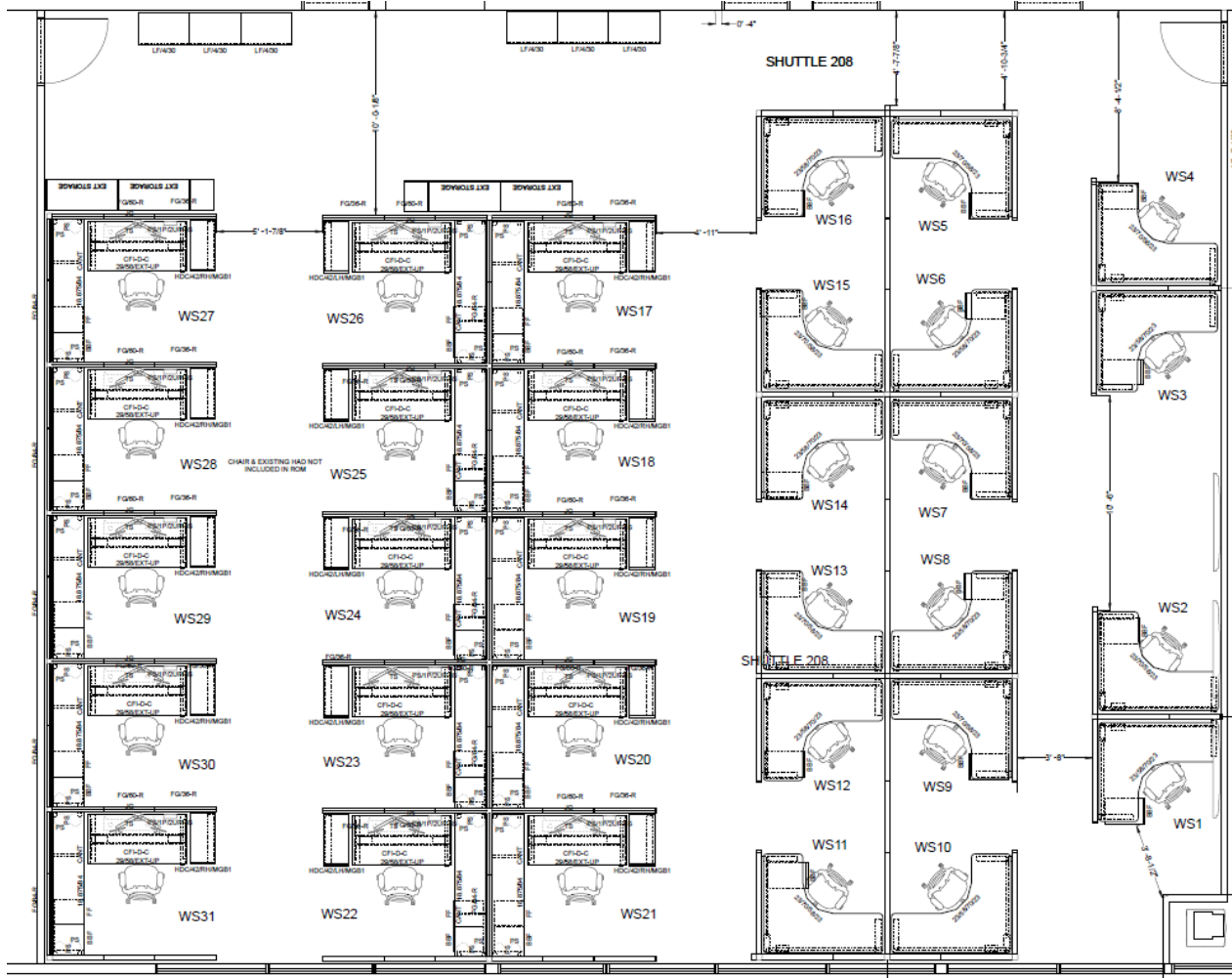
## **Specialized Transportation Redesign Budget Increase and new Steelcase Contract**

May 2024 Board meeting

# Existing



# New



# Existing 2<sup>nd</sup> floor/combined area



# Existing 1<sup>st</sup> floor Instructors' area



# Opportunity

- Redesign 2<sup>nd</sup> floor space for maximum cubicles
- Replaced aged furniture
- Move VR equipment to dedicated room
- Redesign and add cubicles to 1<sup>st</sup> floor
- Move 8 Instructors back downstairs
- Allows ALL SHUTTLE CSR's and ALL INSTRUCTOR staff to be together in their own areas

# Cost Estimate

- Design both spaces \$10,000
  - New cubicles \$200,000 (chairs and computers not included)
  - New work surfaces \$55,400
  - Assembly \$45,000
  - Electrical \$40,000
  - Data \$40,000
  - Disposal \$10,000
- \$400,400 total estimate

Current capital budget: \$170,400

**Requested budget increase: \$230,000**

New capital budget: \$400,400

# Considerations

- Comprehensive redesign now will save time & effort in the future
- Redesign of both spaces now gets two groups back in the same space
- IT staff can move VR equipment
- Facilities doesn't have capacity to take on a project of this scale
- Status of current Open Square/One Workspace contract:
  - Expires June 2024
  - Better discount contracting with Steelcase
  - More control contracting directly with Steelcase
- Doing nothing = staff remain disconnected and/or unable to work in the office

# SteelCase contract summary

- \$720,400 proposed new 5-year master contract
- -\$320,400 Specialized Transportation project contract
- \$400,000\* remainder of contract for smaller projects

\*\$355,000+ spent on current 5-year contract with OneWorkspace



# Recommendations

- Approve Budget increase for expanded scope of original project
- Approve a new contract with Steelcase, via the DES contract

# What's next?

- **Board approval:** Capital Project Budget increase AND new Steelcase contract
- Execute new Steelcase contract
- Issue task order for design and furniture
- Move VR equipment
- Teardown
- Paint, clean carpet as needed
- Install new furniture
- Move staff to new spaces
- Estimated completion: end of 2024



TITLE: Authority to Amend the 2024 Capital Budget and Increase the Building 5 Specialized Transportation Redesign Project

DIVISION: Finance

SUBMITTED BY: Monica Adams, Sr. Project Manager

RELATED ACTION: Resolution No. 2023-014, Adopting the Annual Budget for Fiscal Year 2024.

ATTACHMENTS: N/A

RELATION TO STRATEGIC PLAN: Employee

**BUDGET INFORMATION**

Is it Budgeted?  Yes /  No

Project Name or Number: 676

Operating Budget

Capital Budget

FUNDING SOURCE:		EXPLANATION:
Initial budget	\$ 170,400	Additional funding for this project would be Capital budget.
Proposed Budget Increase	\$ 230,000	
Total Project Budget	\$ 400,400	

**BACKGROUND:**

This item is before the Board as a procedural matter in that staff is seeking to expand the Building 5 Specialized Transportation Redesign Project from what is proposed in the 2024 Budget. Board approval is required to do this action.

As information, in 2020 this project was proposed and included upgrading aging workstations, including failing adjustable desks. Many workstations are old and parts are no longer available. Due to COVID, many staff worked from home, decreasing the urgency of the project, and it was postponed. During this time, Virtual Reality (VR) training equipment was introduced into the first floor Instructor area. This equipment displaced eight Instructors, who were relocated to the Specialized Transportation area on the second floor, in a combined area. As COVID restrictions have been relaxed, there is a strong desire to have the Specialized Transportation Customer Service Representatives back in the office. However, with the current staff seating arrangements, and the VR equipment, there is an insufficient number of workstations available. Staff consulted and came up with a plan that would move the VR stations to a dedicated room, which will provide greater control over access in/out of the area, move the eight displaced Instructors back to the first floor where they will rejoin the rest of their department, and create enough new workstations for all the Specialized Transportation staff to return to the office. This plan requires professional services in the way of floorplan/space planning, teardown of old and failing furniture/desks, and procuring and assembling new furniture.

STAFF RECOMMENDATION:

Staff requests authority to increase the budget for the Building 5 Specialized Transportation Redesign project in the amount of \$230,000.

ALTERNATIVES:

The original scope of the current capital budget is no longer feasible, due to staff relocations and space reallocations that have taken place since it was requested. If additional funding is not approved, cancelling the project would be the appropriate alternative. A new request encompassing both the Instructor and Specialized Transportation areas would likely be submitted for a new 2025 capital project.

PROPOSED MOTION:

Move to: Authorize the Chief Executive Officer to amend the 2024 Capital Budget and increase the Building 5 Specialized Transportation Redesign project in the amount of \$230,000.

TITLE: Authority to Execute a Multi-Year Master Contract No. E2002 with Steelcase, Inc., (Contract No. E2002) for Furniture Systems and Space Planning for the Building 5 Specialized Transportation Redesign Project and Other Miscellaneous Projects

DIVISION: Finance

SUBMITTED BY: Monica Adams, Sr. Project Manager

RELATED ACTION: N/A

ATTACHMENTS: N/A

RELATION TO STRATEGIC PLAN: Employee

**BUDGET INFORMATION**

Is it Budgeted?  Yes /  No

Project Name or Number: Miscellaneous Office Remodels and Reconfigurations

Operating Budget

Capital Budget

FUNDING SOURCE:		EXPLANATION:
Contract Authority Amount	\$ 720,400	Funds from both capital and operating budgets will be utilized dependent upon the project.
Grant/Other Amounts	\$ N/A	
Total Expenditure	\$ 720,400	

**BACKGROUND:**

Staff is seeking authority to enter into a multi-year master contract with Steelcase, Inc., for furniture systems and space planning services in an amount not to exceed \$720,400. Staff estimates that \$320,400 of the \$720,400 will be utilized for the Building 5 Specialized Transportation Redesign Project, with the remaining balance of \$400,000 (based off of expenditures from previous contract) allocated to smaller, miscellaneous projects throughout the agency and for which will be included in current and future budget cycles. The remaining balance will assist the agency with addressing antiquated spatial design and defunct workspaces that do provide for a cohesive work environment and office systems that have deteriorated and for which parts and supplies are no longer available.

**Procurement information:**

As information, Pierce Transit previously utilized a multi-year contract with Open Square, who provided furniture systems and space planning services on an as needed basis for miscellaneous projects throughout the agency. This contract is expiring in June 2024 and is no longer available for contract piggybacking through Washington State Department of

Enterprise Services. This new five-year contract is being procured through WA State Department of Enterprise Services (DES) Contract No. 21422.

**STAFF RECOMMENDATION:**

Staff recommends approving a multi-year master contract with Steelcase, Inc., in the amount of \$720,400 to provide furniture systems and space planning services for the Building 5 Specialized Transportation Redesign Project and other smaller miscellaneous projects for 2024 and future budget cycles.

**ALTERNATIVES:**

Do not authorize contract. This is not recommended as the agency would be without a Master contract that allows for efficient and timely procurement of the furniture and design services.

**PROPOSED MOTION:**

Move to: Authorize the Chief Executive Officer to execute a multi-year master contract (Contract No. E2002) with Steelcase, Inc., for the purchase of furniture systems and space planning design services for the Building 5 Specialized Transportation Redesign Project and other small miscellaneous projects in a not to exceed amount of \$720,400.

TITLE: Authority to Purchase an Additional Eight (8)  
 Replacement Rideshare Vehicles Utilizing Washington State  
 Department of Enterprise Services (DES) Contract No. 05916

DIVISION: Maintenance  
 SUBMITTED BY: Brenda Lacey, Warranty Coordinator

RELATED ACTION:

FS 2024-003, Authority to Purchase up to Thirty-Four (34) Budgeted Replacement Rideshare Vehicles and up to Fourteen (14) Budgeted Replacement Support Vehicles Which Includes One (1) Additional Support Vehicle Utilizing Washington State Department of Enterprise Services (DES) Contract No. 05916.

ATTACHMENTS: N/A

RELATION TO STRATEGIC PLAN: Financial

**BUDGET INFORMATION**

Is it Budgeted?  Yes /  No

Project Name or Number: Rideshare 2024

Operating Budget

Capital Budget

FUNDING SOURCE:		EXPLANATION:
Actual Expenditure Amount from FS 2024-003	\$ 1,366,664	<p>The Rideshare Replacement project is included in the 2024 Capital Budget in the amount of \$2,002,301.</p> <p>Pierce Transit was awarded WSDOT Rideshare Replacement Grant No. PTD08622 in the amount of \$388,160, which requires a 20 percent agency match in the amount of \$97,040.</p>
This expenditure	\$ 321,568	
Total Expenditure	\$ 2,002,301	

BACKGROUND:

In February of 2024 the Board of Commissioners authorized the replacement of up to thirty-four (34) Rideshare Vehicles that were originally budgeted at \$52,754 per vehicle for a total of \$1,793,636. However, the pricing on the DES contract came in lower than expected at \$40,196 per vehicle bringing the total to \$1,366,664. Staff has reviewed and determined there is enough budget to purchase the additional eight (8) vehicles, this will bring the new total to \$1,688,232. The vehicles that will be purchased will be gas as there are no electric or hybrid options that meet our needs on the DES contract. The 2024 capital budget includes funds to replace existing vehicles that meet the replacement parameters and are beyond their useful life. Staff has reviewed the replacement schedule and found

that the cost of the vehicles on the Washington State DES Contract came in under the previously budgeted amount therefore, we can purchase an additional eight (8) vehicles, bringing the total vehicle purchase to forty-two (42). Purchasing the additional eight (8) vehicles will keep Pierce Transit on track with replacement schedules per Pierce Transit's and the FTA's Useful Life Benchmark Schedule (ULB) replacement policy of: eight (8) years or 120,000 miles.

**STAFF RECOMMENDATION:**

Staff recommends purchasing an additional eight (8) Rideshare vehicles, utilizing the state contract. This will help mitigate major component failures, downtime, and unplanned maintenance cost. Replacing in accordance with the FTA schedule helps ensure we have a reliable fleet to meet the needs of our customers.

**ALTERNATIVES:**

Do not purchase eight (8) additional rideshare vehicles. This is not recommended as it will push the vehicles out past their useful life for additional years.

**PROPOSED MOTION:**

Authorize the Chief Executive Officer to purchase eight (8) additional Rideshare vehicles in the amount of \$321,568 utilizing Washington State Department of Enterprise Services (DES) Contract No. 05916.





# Pierce Transit:

Connecting you with life




## Accessible Bus Stop Signage

Pilot Project – May 13, 2024

# Accessibility in Transit

- The Americans with Disabilities Act (ADA) of 1990 requires equal access to public transportation for persons with disabilities.
- Accessible transportation is crucial for ensuring that people with disabilities can travel independently and participate fully in society.
- Regular accessible bus service is intended to be the primary mode of public transportation for persons with disabilities.
- ADA Paratransit (SHUTTLE) is a shared-ride service for people who, because of their disability, are unable to ride a regular Pierce Transit bus.



# Existing Fixed Route Accessibility Features

All Pierce Transit fixed-route buses are accessible and have the following features:

- Kneeling feature for flat/curb boarding
- Ramp/lift deployment for low floor boarding/deboarding
- Reader boards and Audible announcements
- Priority seating for seniors and individuals with disabilities
- Stop request push button
- Securement areas for mobility devices; some buses equipped with self securement spaces



In addition, our friendly Operators are readily available to assist as needed!



# Why was this Accessible Bus Stop Signage Pilot Project Selected?

Pierce Transit received **feedback from riders with vision loss about their experience and barriers faced using fixed route.**

In support of the Customer Experience Plan and Strategic Plan, Pierce Transit staff:

- **Attended disability focused outreach groups within Pierce County.**
- **Compiled feedback from bus riders with vision loss, regional partners, local Orientation and Mobility (O&M) Specialist, Citizens Transportation Advisory Group (CTAG) and Sound Transit Citizens Accessibility Advisory Committee members.**



# Barriers to Bus Riders with Vision Loss

- Riders expressed frustration from being unable to confidently locate a bus stop and often opted to use Paratransit instead.
- Unable to independently identify the bus stop pole vs a regular street pole.
- Riders with low vision expressed they were unable to read the text/numbers on the bus stop signs as they are positioned too high.
- The color contrast of the bus stop sign makes it difficult for customers with low vision to read. (Current signs: white background with blue lettering).
- No existing braille or tactile text on or near bus stop.



# Accessible Bus Stop Signage Work Group

Pierce Transit formed a work group consisting of Subject Matter Experts from **Blind, low vision, Deafblind community members and O&M Specialists** to provide us with guidance and feedback on this pilot project to improve accessibility for riders with vision loss.

We had representation present from:

- Pierce County Association of Blind
- Lighthouse for the Blind
- Deafblind Service Center (Instructor/Contractor)
- Sound Transit Citizens Accessibility Advisory Committee (resident of Pierce County)
- Citizens Transportation Advisory Group (CTAG)
- Pierce Transit ADA Eligibility, Travel Training and Customer Experience Manager



# Accessible Bus Stop Signage:

All accessible bus stop signage will include Braille and Tactile/Raised Lettering.

Signs will also include the following information:

- Bus Stop ID Number
- Zone
- Bus Routes and Other service provided at that stop
- Pierce Transit Main Phone Number



# Support from the Community:

In support of the Accessible Bus Stop Signage Pilot Project, we've received letters of support from the following:

- City of Tacoma (letter signed by the Mayor)
- Pierce County Human Services
- Pierce County Parks and Recreation
- Pierce County Accessible Communities Advisory Committee (ACAC)
- Center for Independence
- The Lighthouse for the Blind
- On the Road Café
- Pierce Transit CTAG





# Benefits to customers with vision loss:

Accessible bus stop signage ensures that the individual with a visual impairment can:

- **Confidently navigate public transportation**
- **Identify bus stops independently**
- **Know their current location and the buses, Runner or SHUTTLE servicing their stop**



# Next Steps:

- Order Accessible Bus Stop signage for the Pilot Project
- Install accessible signage on 7 bus stops along Commerce Street by Q2/Q3 2024
- Seek and apply for grants to fund the purchase and installation of accessible signage throughout the Pierce Transit service area
- Collaborate with partnering transit agencies to unify signage across region
- Incorporate disability equality training through NeoGov for all staff!



# Pierce Transit Supports Equal Transit Access by Enhancing Accessibility for Individuals with Visual Impairments!



# Questions?



# Thank you!



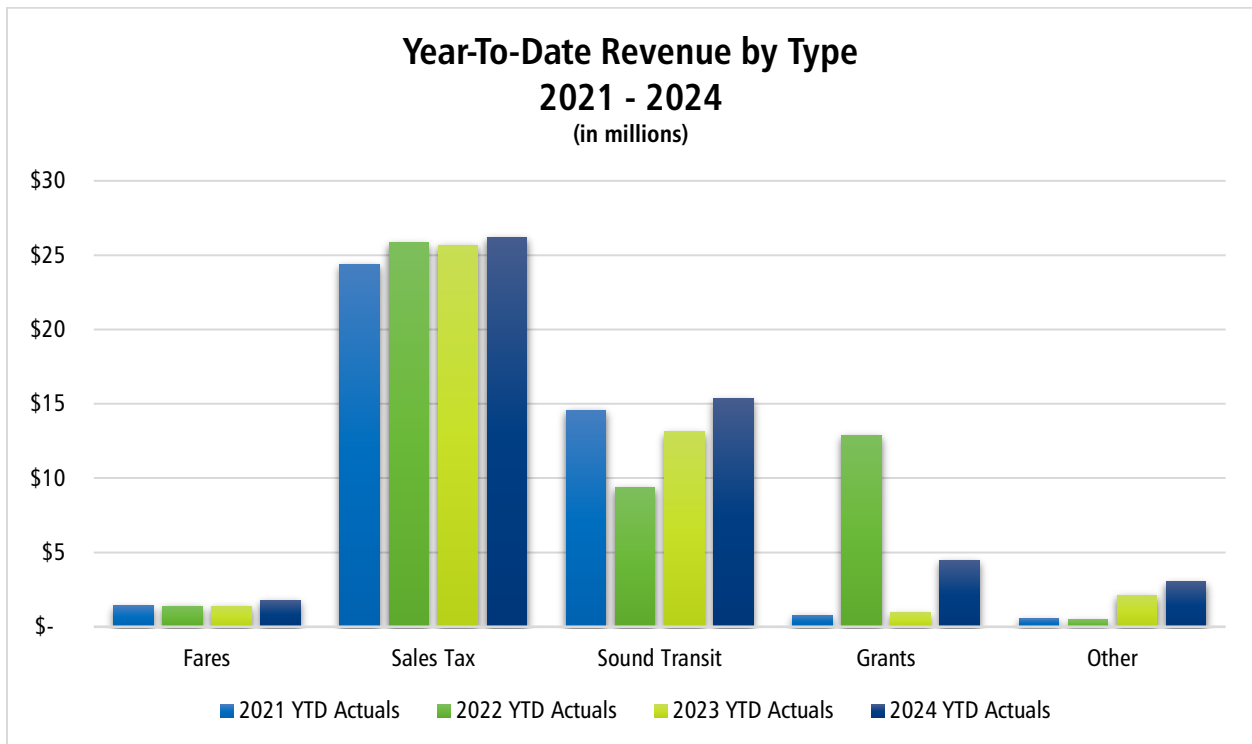
**Pierce Transit**  
**Quarterly Financial Report**  
**01.01.2024 – 03.31.2024**



## Operating Revenues

As of March 31st, Pierce Transit has received 25.81% of the budgeted revenue. A comparison of operating revenue for three prior years and the 2024 Budget to Actuals are provided in the table below. The 2024 budget numbers are for the full year whereas actuals for each year reflect activity through March 31<sup>st</sup>.

	2021		2022		2023		2024		% of Budget Received
	YTD Actuals	YTD Actuals	YTD Actuals	YTD Actuals	YTD Actuals	Budget	YTD Actuals		
Fares	\$ 1,437,687	\$ 1,396,636	\$ 1,391,314	\$ 6,327,840	\$ 1,773,973			28.03%	
Sales Tax	24,397,247	25,852,577	25,674,443	\$ 113,027,500	26,207,051			23.19%	
Sound Transit	14,570,957	9,364,066	13,106,394	\$ 60,117,730	15,339,680			25.52%	
Grants	773,842	12,877,067	930,657	\$ 16,047,540	4,481,570			27.93%	
Other	557,359	466,310	2,126,452	\$ 1,404,240	3,032,373			215.94%	
<b>Total Operating Revenues</b>	<b>\$ 41,737,093</b>	<b>\$ 49,956,656</b>	<b>\$ 43,229,260</b>	<b>\$ 196,924,850</b>	<b>\$ 50,834,647</b>			<b>25.81%</b>	



### Highlights from 1<sup>st</sup> Quarter:

Other revenue has the largest increases over budget by 115.94%. The majority of this is earned interest from investments fueled by higher interest rates. Fares, Sound Transit reimbursement, and Grants are performing at the expected budgeted amounts. Sales Tax is lagging below the 25% mark, in line with typical collections in first quarter being smaller than the remainder of the year.

## **Revenue Definitions**

Fares – Revenues for actual services provided and include fixed route, SHUTTLE and Vanpool services. The current average fare per boarding is \$0.71. The last adult fare increase was in 2010.

Sales Tax – This revenue source provides most of our operating revenue and is based on taxable sales within the Pierce Transit Public Transportation Benefit Area. Currently, Pierce Transit only collects 0.6% of the 0.9% allowable sales tax rate.

Sound Transit – Are reimbursable expenses for Pierce Transit providing regional transit service from Pierce to King County on behalf of Sound Transit. Reimbursements are based on the costs of services at an hourly rate for service hours required to provide the service.

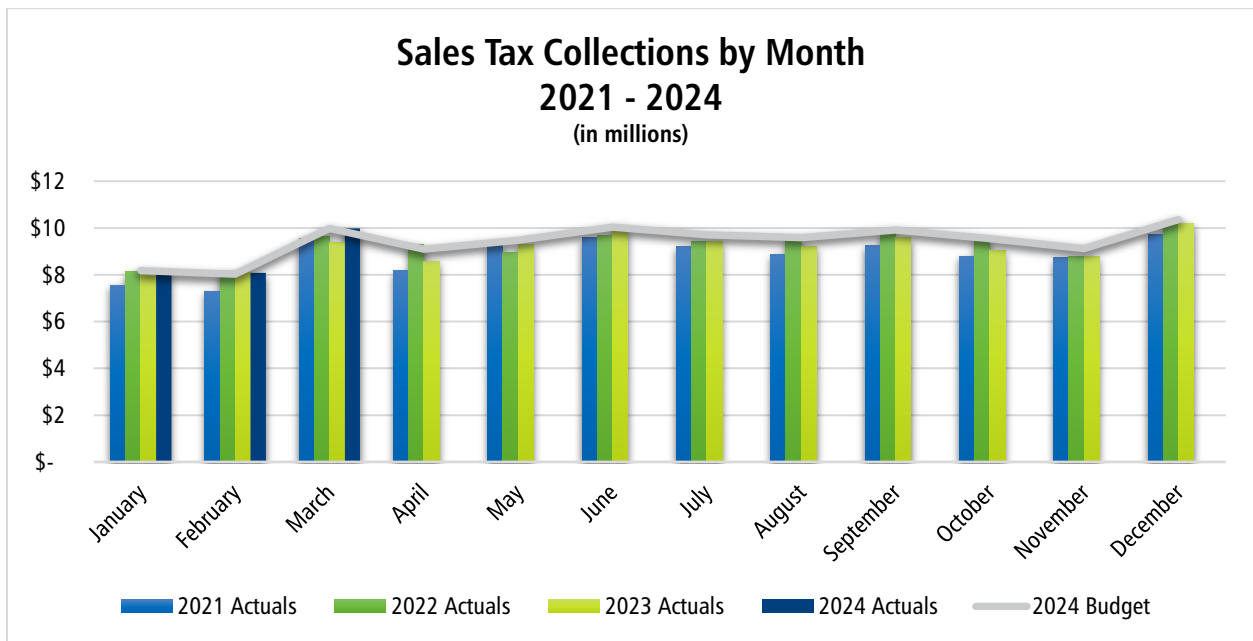
Grants – Revenues to offset costs of running services. Included in grant revenues are Commute Trip Reduction and Special Needs Operations. These revenues are provided by Pierce County and Washington State.

Other – Other includes interest and advertising revenues that are received with more consistency as well as revenues that cannot be classified in one of the other revenue types.



## Sales Tax Collections by Month

	2021	2022	2023	2024		% of Budget
	Actuals	Actuals	Actuals	Budget	Actuals	Received
January	\$ 7,560,658	\$ 8,126,107	\$ 8,177,567	\$ 8,172,870	\$ 8,150,248	99.72%
February	7,296,946	8,108,303	8,115,984	8,026,199	8,075,504	100.61%
March	9,539,643	9,618,167	9,380,893	9,981,299	9,981,299 *	100.00%
April	8,167,998	9,280,481	8,587,248	9,090,730		
May	9,243,797	8,936,817	9,281,166	9,472,175		
June	9,587,077	9,684,670	9,964,047	10,040,661		
July	9,206,214	9,421,412	9,441,416	9,705,071		
August	8,885,088	9,526,356	9,220,604	9,592,439		
September	9,264,407	9,765,463	9,582,250	9,914,641		
October	8,786,442	9,529,305	9,057,537	9,542,580		
November	8,736,757	8,784,403	8,782,920	9,128,598		
December	9,739,080	10,146,049	10,206,699	10,360,235		
<b>Total Sales Tax</b>	<b>\$ 106,014,106</b>	<b>\$ 110,927,532</b>	<b>\$ 109,798,330</b>	<b>\$ 113,027,500</b>	<b>\$ 26,207,051</b>	<b>23.19%</b>



\*There is a two-month delay between when the sales tax is collected and remittance to Pierce Transit. The projection is based on the current year's monthly budgeted amount for this report until the remitted amount is finalized. The above chart and graph include the budget amount for the month of March which will be received by May 31<sup>st</sup>.

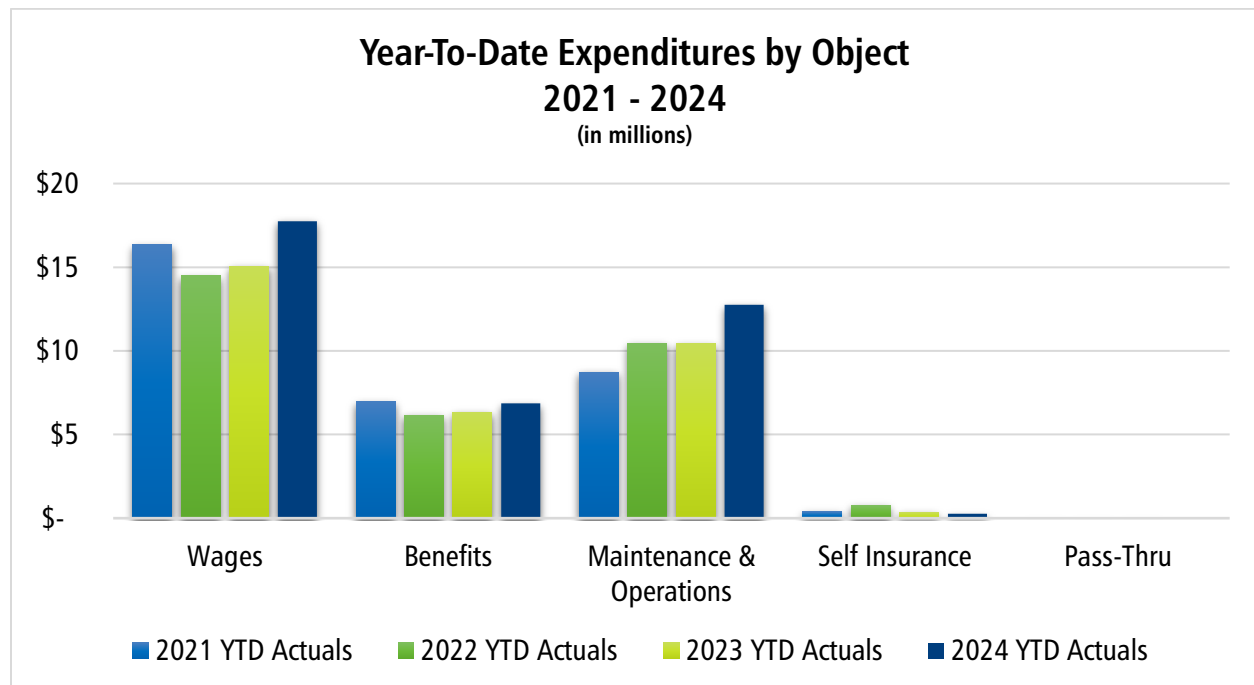
1<sup>st</sup> Quarter 2023 collections are up 2.08%, or \$532,608 over year-to-date 2023 actuals.

1<sup>st</sup> Quarter 2023 collections are up 0.10%, or \$26,683 over year-to-date 2023 budget.

## Operating Expenditures by Object

As of March 31st, Pierce Transit has expended 19.47% of the budgeted expenditures. A comparison of operating expenditures for three prior years and the 2024 Budget and Actuals are provided in the table below. The 2024 budget numbers are for the full year whereas actuals for each year reflect activity through March 31<sup>st</sup>. Non-Departmental Pass-Thru funds are payments made to Pierce County as part of the 5307 agreements.

	2021	2022	2023	2024		% of Budget Expended
	YTD Actuals	YTD Actuals	YTD Actuals	Budget	YTD Actuals	
Wages	\$ 16,345,062	\$ 14,502,176	\$ 15,058,924	\$ 94,062,320	\$ 17,746,190	18.87%
Benefits	\$ 6,974,331	\$ 6,146,235	\$ 6,331,471	\$ 33,253,880	\$ 6,862,039	20.64%
<b>Total Personnel</b>	<b>\$ 23,319,393</b>	<b>\$ 20,648,411</b>	<b>\$ 21,390,395</b>	<b>\$ 127,316,200</b>	<b>\$ 24,608,229</b>	<b>19.33%</b>
Maintenance & Operations	\$ 8,712,028	\$ 10,448,928	\$ 10,420,048	\$ 61,279,320	\$ 12,750,629	20.81%
<b>Total Operating Expenditures</b>	<b>\$ 32,031,421</b>	<b>\$ 31,097,339</b>	<b>\$ 31,810,443</b>	<b>\$ 188,595,520</b>	<b>\$ 37,358,858</b>	<b>19.81%</b>
Self Insurance	\$ 405,906	\$ 764,845	\$ 356,789	\$ 3,330,240	\$ 258,016	7.75%
Pass-Thru	\$ -	\$ -	\$ -	\$ 1,326,210	\$ -	0.00%
<b>Total Expenditures</b>	<b>\$ 32,437,327</b>	<b>\$ 31,862,184</b>	<b>\$ 32,167,233</b>	<b>\$ 193,251,970</b>	<b>\$ 37,616,875</b>	<b>19.47%</b>



### Highlights from 1<sup>st</sup> Quarter:

Overall operating expenditures are under budget by 5.53% when compared to 25% of the annual budget. All categories are under budgeted expectations. Our largest expense category is personnel costs, currently 65.4% of the overall expenditures. As of March 31<sup>st</sup>, we have a vacancy rate of 13.47%, which is attributing to the cost savings of wages and benefits.

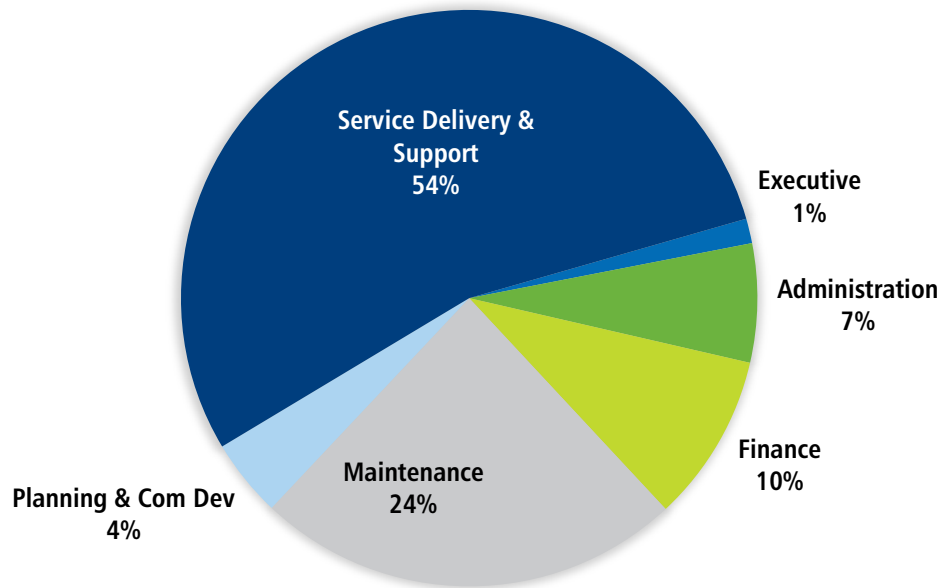
No non-departmental pass-thru payments have been made to Pierce County as part of the 5307 agreement in the first quarter of 2024. Historically payments have been made later in the year.

## Operating Expenses by Division

Pierce Transit consists of six divisions: Executive, Administration, Finance, Maintenance, Planning & Community Development, and Service Delivery & Support. All divisions are under one-fourth of the annual budget in the first quarter.

	2021	2022	2023	2024		% of Budget Expended
	YTD Actuals	YTD Actuals	YTD Actuals	Budget	YTD Actuals	
Executive	436,105	457,386	459,975	2,916,750	517,479	17.74%
Administration	1,768,934	1,890,817	1,862,504	11,562,090	2,489,447	21.53%
Finance	3,529,555	3,631,094	2,365,482	15,322,210	3,534,293	23.07%
Maintenance	7,445,093	7,303,737	7,889,696	42,729,460	8,950,351	20.95%
Planning & Com Dev	1,447,594	1,374,742	1,630,858	11,848,620	1,633,189	13.78%
Service Delivery & Support	17,404,139	16,439,563	17,601,928	104,216,390	20,234,099	19.42%
<b>Subtotal Operating Expenditures</b>	<b>32,031,421</b>	<b>31,097,339</b>	<b>31,810,443</b>	<b>188,595,520</b>	<b>37,358,858</b>	<b>19.81%</b>

## OPERATING EXPENDITURES BY DIVISION 2024

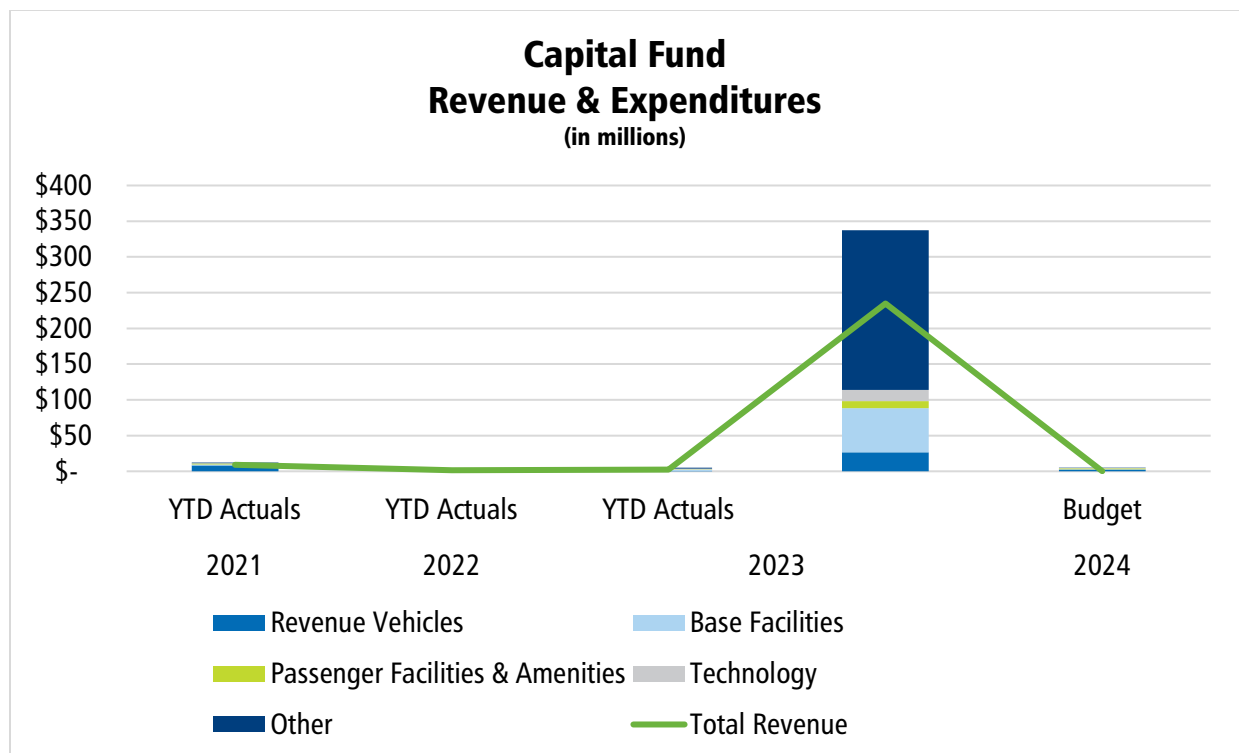


## Capital Budget

Capital Fund is designated to provide funding and budgets for projects that meet the guidelines of capital, broadly defined as greater than \$5,000, or aggregate purchases over \$50,000, and useful life of more than one year. Capital projects are budgeted for the full amount in the year that they are added to the capital portfolio. Any unspent budgets are carried forward to the next budget year along with any remaining funding. Funding for projects is received from Federal, State, and other sources and is project specific. Expenditures over revenue are covered using reserves and transfers from the Operating Fund. Classifications of capital expenditures are defined by the National Transit Database (NTD).

	2021 YTD Actuals	2022 YTD Actuals	2023 YTD Actuals	2024 Budget	2024 YTD Actuals
<b>Revenue</b>					
Interest	\$ 17,710	\$ 20,789	\$ 451,642	\$ 175,000	\$ 147,660
Grants	9,022,305	1,276,589	1,862,778	234,631,590	\$ 28,461
<b>Total Revenue</b>	<b>\$ 9,040,014</b>	<b>\$ 1,297,378</b>	<b>\$ 2,314,420</b>	<b>\$ 234,806,590</b>	<b>\$ 176,121</b>
<b>Expenditures</b>					
Revenue Vehicles	\$ 8,374,593	\$ -	\$ 8,018	\$ 26,452,730	\$ 2,323,384
Base Facilities	1,135,066	2,508,281	2,488,807	61,899,580	\$ 537,306
Passenger Facilities & Amenities	1,528,416	328,091	402,040	9,831,360	\$ 1,357,021
Technology	350,892	558,298	645,979	15,595,150	\$ 460,699
Other	845,345	505,820	1,465,980	223,540,660	\$ 436,340
<b>Total Expenditures</b>	<b>\$ 12,234,311</b>	<b>\$ 3,900,490</b>	<b>\$ 5,010,825</b>	<b>\$ 337,319,480</b>	<b>\$ 5,114,749</b>
<b>Net Income (Loss)</b>	<b>\$ (3,194,297)</b>	<b>\$ (2,603,112)</b>	<b>\$ (2,696,405)</b>	<b>\$ (102,512,890)</b>	<b>\$ (4,938,629)</b>

% Covered by Outside Funding	73.75%	32.73%	37.18%	69.56%	0.56%
------------------------------	--------	--------	--------	--------	-------



## Summary

Overall, the revenues outpaced the expenditures and added approximately \$8.3M to our reserves that will be invested until needed for continued operations, planned system recovery and future capital investments.

<b>Revenue</b>	
Operating	50,834,647
Capital	176,121
<b>Total</b>	<b>51,010,768</b>

<b>Expenditures</b>	
Operating	37,616,875
Capital	5,114,749
<b>Total</b>	<b>42,731,624</b>

<b>Net Income (Loss)</b>	<b>8,279,144</b>
--------------------------	------------------

## Reserve Requirements

**Operating:** A minimum of two months of agency operating expenditures of the current year and is currently \$32.6 million, plus \$1.2 million to protect the agency from self-insurance risks.

**Capital:** A minimum of 50% of the previous three years average of annual asset depreciation at any point in the Six-Year Financial Plan; 100% in the final year of the Six-Year Financial Plan and is currently \$8.0 million each year and \$16.0 million in the final year.

## Budget Revisions & Amendments

Budget revisions are done when the approved budget moves from one account to another. Revisions do not have a financial impact on the agency budget. Budget revisions do require the Board of Commissioners' approval when capital projects are increased by \$50,000 or more cumulatively over the life of the project.

Budget amendments occur when unforeseen expenses are anticipated, and the agency budget is increased. Budget amendments require Board of Commissioner approval. Below is a list of changes made to the budget in the 1<sup>st</sup> quarter of 2024 and a table showing the new fund balances caused by the changes.

2024 Budget Summary											
Budget	Revenues & Other Sources			Expenditures & Other Uses						Original Ending Balance	Revised Ending Balance
	Original Beginning Balance	Balance Adjustments	Adjusted Beginning Balance	Original Budget	Amendments	Revised Budget	Original Budget	Amendments	Revised Budget		
Operating	154,432,880	(3,875,010)	150,557,870	196,924,850	-	196,924,850	199,325,870	-	199,325,870	152,031,860	148,156,850
Capital	66,537,730	14,846,630	81,384,360	59,749,030	-	59,749,030	118,286,760	(12,062)	118,274,698	8,000,000	22,858,692
<b>Total</b>	<b>220,970,610</b>	<b>10,971,620</b>	<b>231,942,230</b>	<b>256,673,880</b>	<b>-</b>	<b>256,673,880</b>	<b>317,612,630</b>	<b>(12,062)</b>	<b>317,600,568</b>	<b>160,031,860</b>	<b>171,015,542</b>

Fund	Item Description	Quarter	Beginning Fund Balance	Revenues	Transfers-In	Sources	Expenditures	Transfers-Out	Uses	Ending Fund Balance	Fact Sheet or Resolution #
Operating	Beginning Fund Balance Adjustment		(8,711,950)			-			-	(8,711,950)	N/A
			(8,711,950)	-	-	-	-	-	-	(8,711,950)	
Insurance	Beginning Fund Balance Adjustment		4,836,940			-			-	4,836,940	N/A
			4,836,940	-	-	-	-	-	-	4,836,940	
Capital	Beginning Fund Balance Adjustment		14,846,630			-			-	14,846,630	N/A
	Increase Project #652 - Shatterproof Film	1				-	4,632		4,632	(4,632)	N/A
	New Project #679 - Tire Mount Machine	1				-	13,190		13,190	(13,190)	N/A
	Close Project #510 - Hastus Upgrade	1				-	(29,884)		(29,884)	29,884	N/A
			14,846,630	-	-	-	(12,062)	-	(12,062)	14,858,692	
	<b>Grand Total</b>		<b>10,971,620</b>	<b>-</b>	<b>-</b>	<b>-</b>	<b>(12,062)</b>	<b>-</b>	<b>(12,062)</b>	<b>10,983,682</b>	

### Budget Revision & Amendment Highlights:

2024 Beginning balances were up \$10,971,620 compared to budget due to underspending the budgeted 2023 year-end estimates agency wide and higher than budgeted revenues, mostly from interest earned on investments.

### Projects Closed this Quarter

Project Name & Number	Budget	Actual
Hastus Upgrade – 510	\$961,975	\$932,091
Commerce Tunnel Refurbishment – 524	\$3,635,363	\$3,590,040
Support Vehicle Replacement – 606	\$292,463	\$286,561
Vanpool Replacement 2021 – 611	\$814,118	\$423,589
Vanpool Replacement 2022 – 628	\$1,453,062	\$992,406
Building 1 Iron Worker – 644	\$58,710	\$58,635
Computer/Laptop Replacement 2023 – 647	\$332,750	\$61,542



# Pierce Transit

Public Safety Quarterly Report

Quarter 1 - 2024

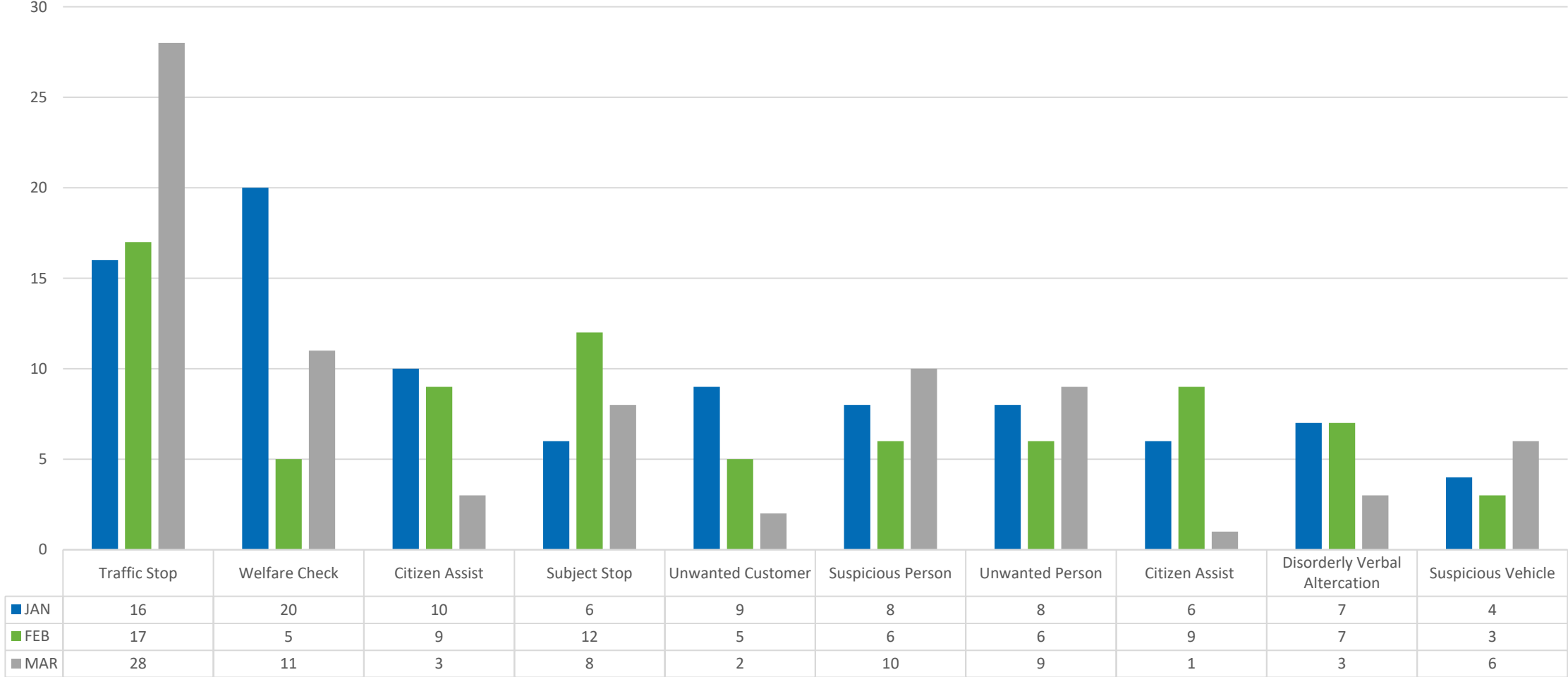
# Employee Assaults



- 4 Employee assaults for first quarter
- Supervisor had subject attempt to hit him
  - Supervisor was spat on
  - Operator was hit in the face
  - Operator was grabbed and subject attempted to kiss operator

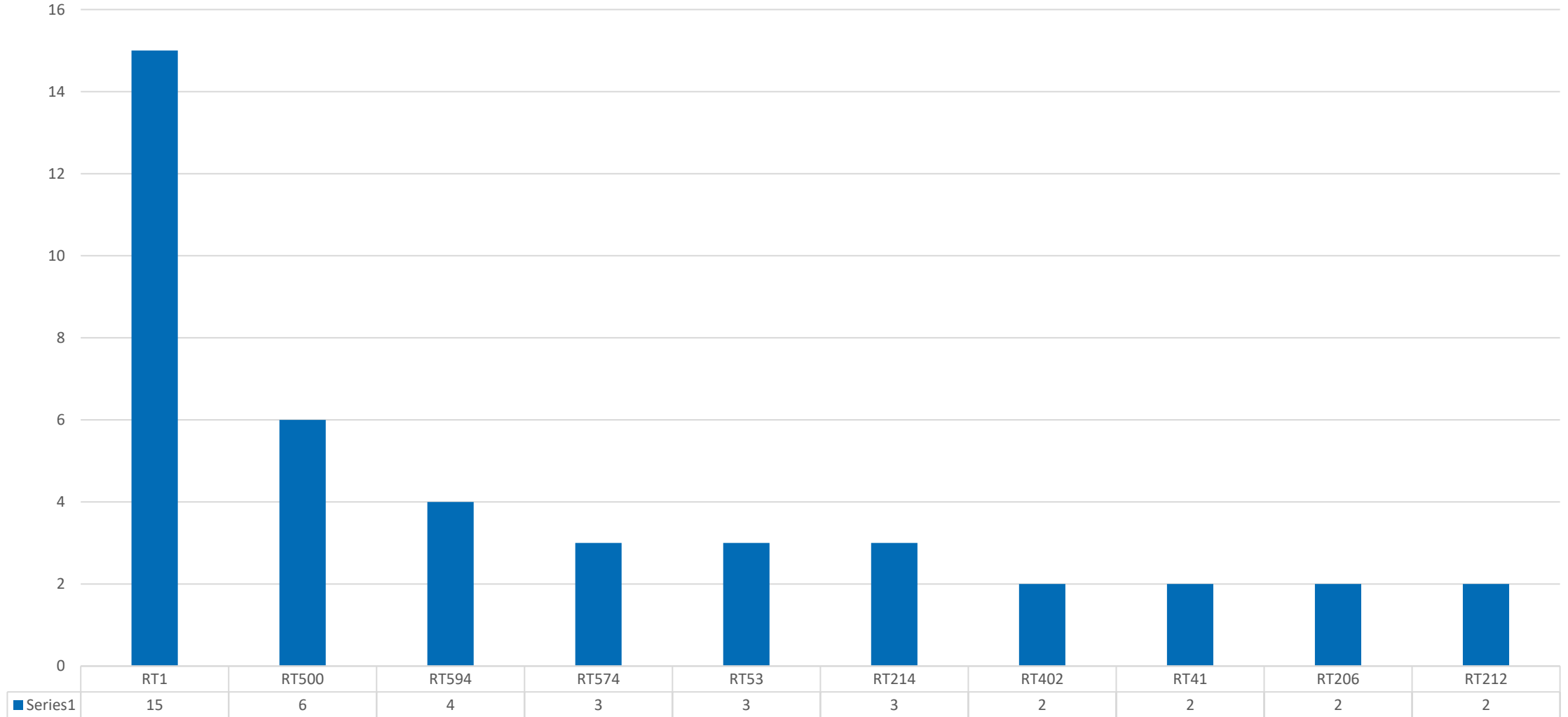


**Public Safety Calls - All Agencies (Except PSOs and Federal Way)  
Quarter 1 - 2024**

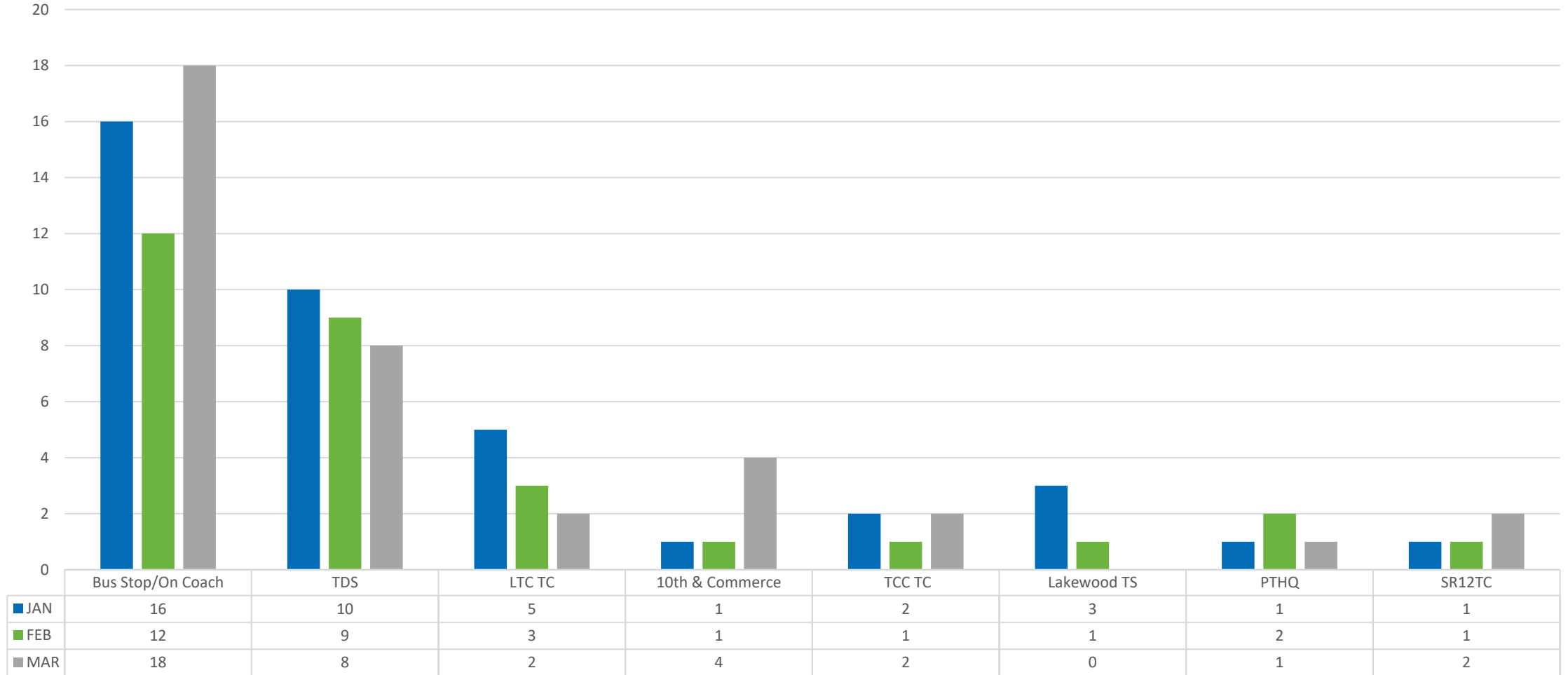


■ JAN ■ FEB ■ MAR

### Security Incidents: Top 10 Routes Quarter 1 - 2024

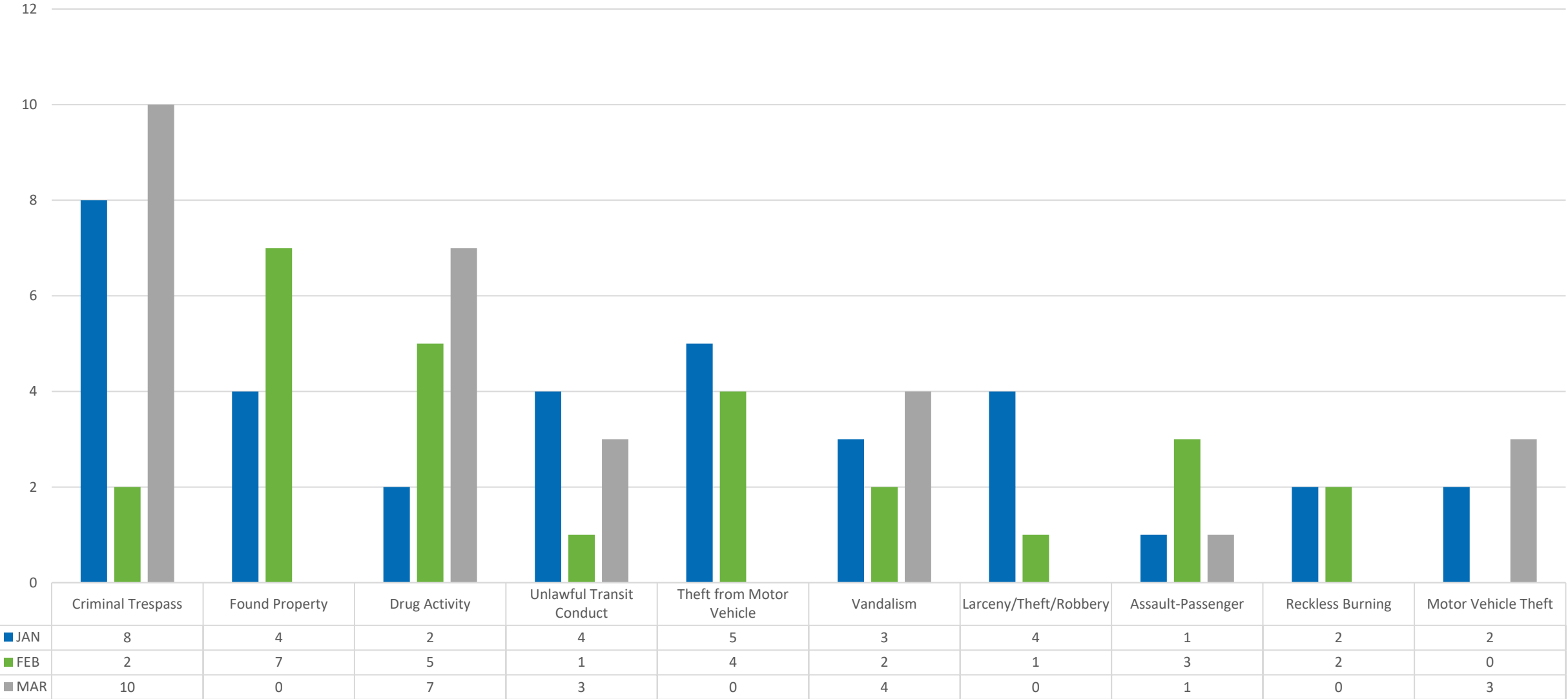


### Documented Offenses by Location Quarter 1 - 2024



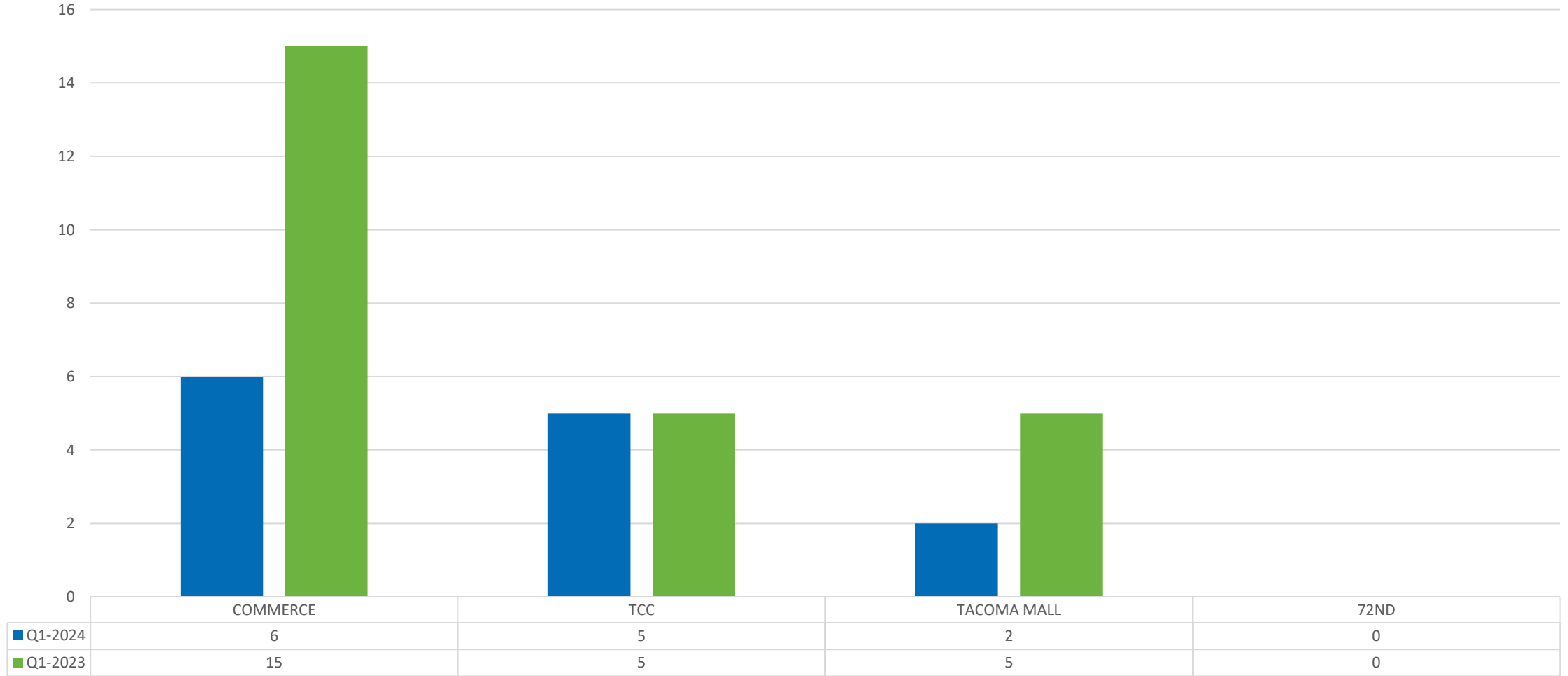
■ JAN ■ FEB ■ MAR

### Documented Offenses by Type Quarter 1 - 2024



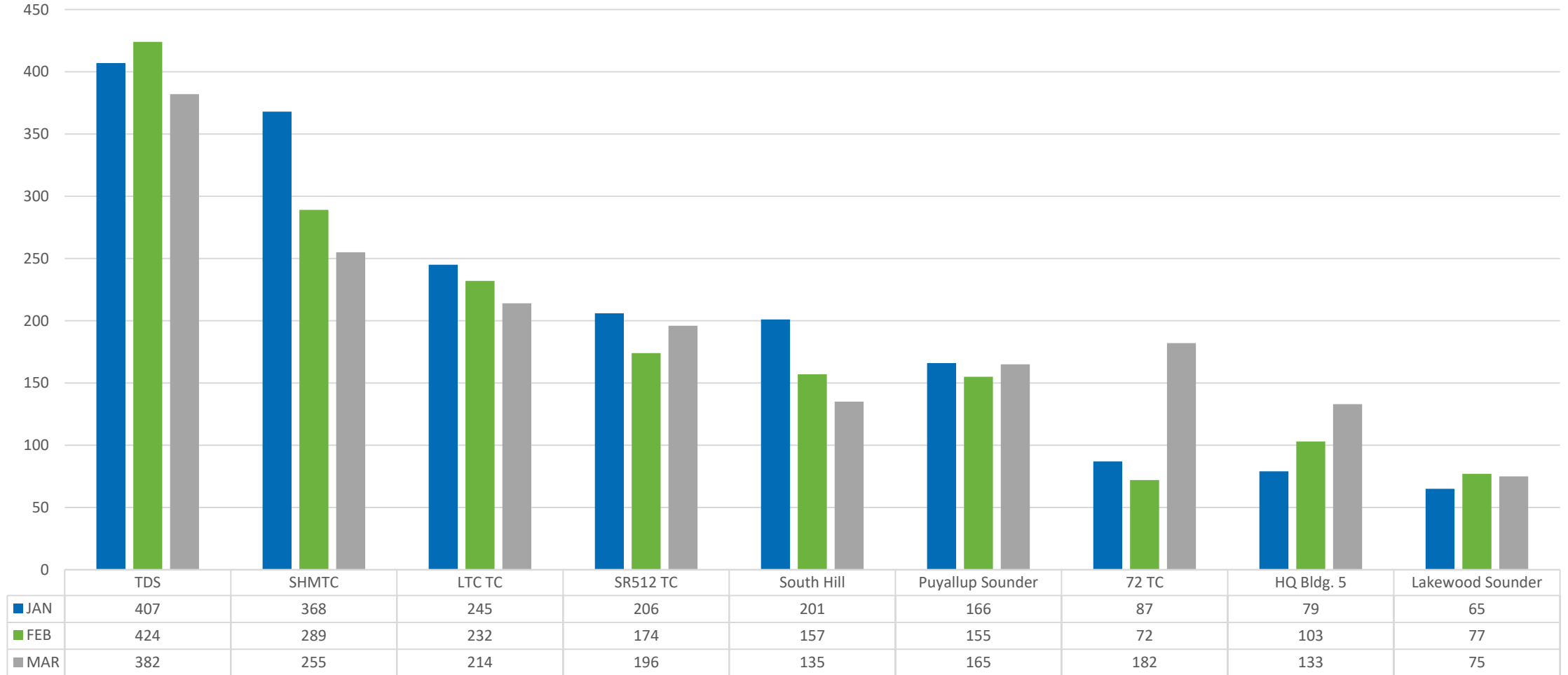
■ JAN ■ FEB ■ MAR

### Documented Offenses at Allied Security Locations Q1 - 2024 vs Q1 - 2023



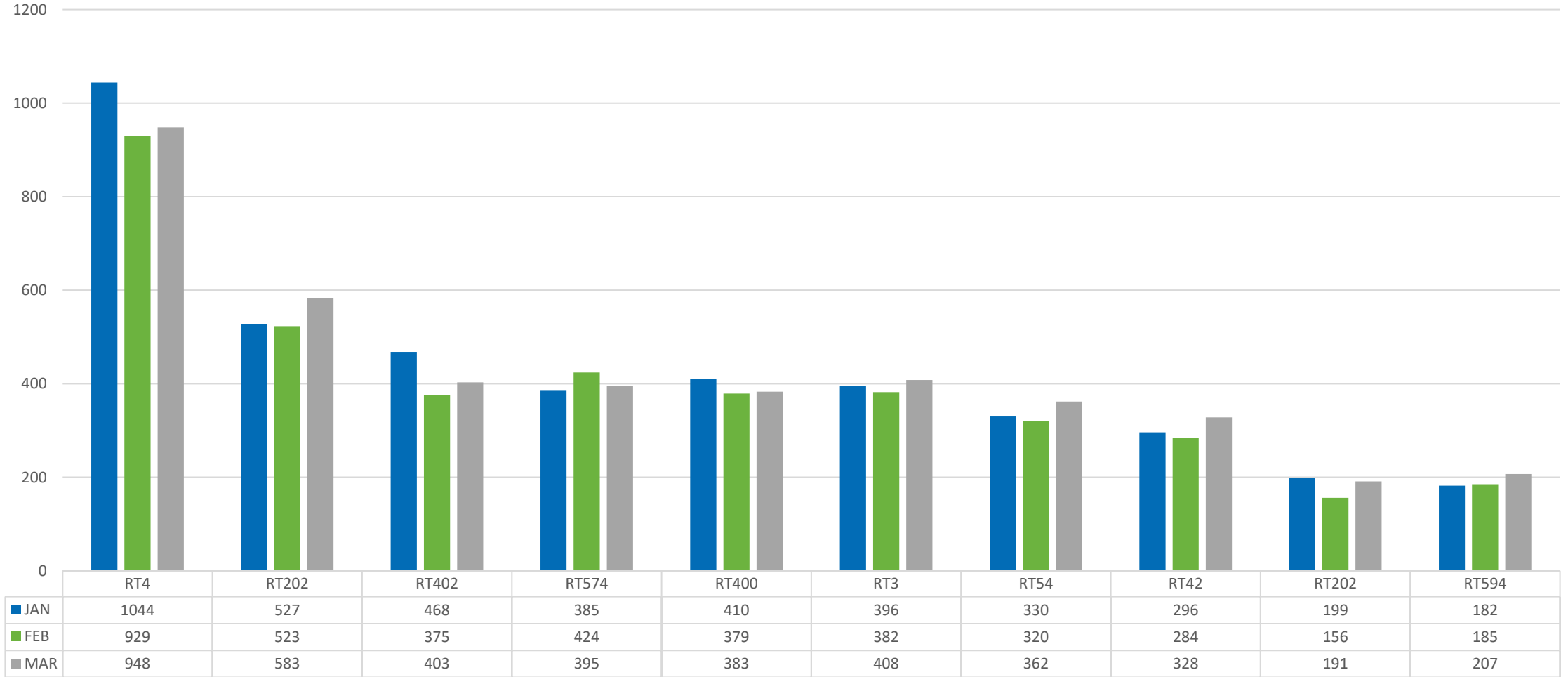
■ Q1-2024 ■ Q1-2023

## Facility Checks Performed Quarter 1 - 2024



■ JAN ■ FEB ■ MAR

## Bus Checks by Route Quarter 1 - 2024



■ JAN ■ FEB ■ MAR